



**KARMAN**  
REPUBLIC

**KARMAN**





# AFFAMATI DI LUCE

Esiste una relazione stretta tra luce e cibo.

Quel bisogno incontrollato, quella voglia intensa di degustare un cocktail, un gelato, una leccornia zuccherosa o del sano alimento non rispondono solo ad una necessità primaria: in ciò si cela anche un'oggettiva aspirazione di benessere.

Quando optiamo per una lampada, non lo facciamo soltanto per soddisfare l'esigenza di una luce funzionale, tecnicamente calibrata al fine della valorizzazione degli spazi.

Si manifesta, in quel frangente, anche il desiderio di un "nutrimento" emotivo che appaghi, di suggestioni, situazioni, emozioni...

È qualcosa che attiene alla sfera psichica e sensoriale.

Un aspetto al quale Karman presta da sempre molta attenzione e, quest'anno, ha deciso di celebrare il connubio luce - cibo dedicando ad esso una serie di immagini introduttive delle nuove collezioni 2025.

# HUNGRY FOR LIGHT

*There is a deep connection between light and food.*

*That uncontrollable urge, that intense craving to savor a cocktail, an ice cream, a sugary delicacy, or a wholesome meal is not merely a response to a primary need—it also reveals a genuine aspiration for well-being.*

*When we choose a lamp, we do not do so solely to meet the need for functional lighting, technically calibrated to enhance spaces.*

*In that moment, there also emerges a desire for emotional "nourishment," one that gratifies through atmospheres, sensations, and emotions...*

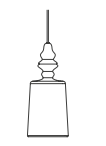

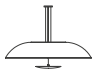

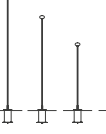
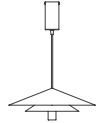
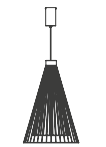

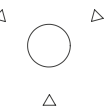
*It is something that belongs to the psychological and sensory realm.*

*This is an aspect to which Karman has always paid great attention, and this year, the brand has chosen to celebrate the fusion of light and food by dedicating a series of introductory images to it in the presentation of the new 2025 collections.*



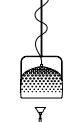

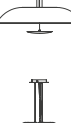






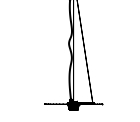
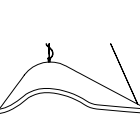
**NOVITÀ**  
NEWS

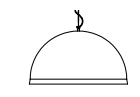

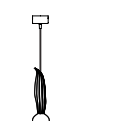
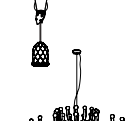
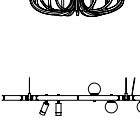
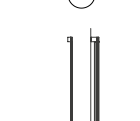
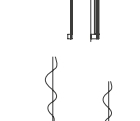
	ALIBAGLASS	14
	PAPIRIA	34
	BLANCO	44
	FLÒ	56
	MINUIT	66
	ASSO	76
	IKONIKA	86
	BOOM	102
	RAINBOW	110

**SOSPENSIONI**  
PENDANT



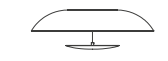
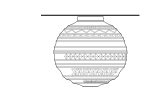
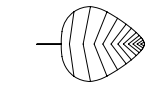


	AIRTEK ONE	320
	ALÌ E BABÀ	120
	ALIBABABY	123
	ALIBABIG	124
	ALIBAGLASS	14
	ASSO	76
	BAG	126
	BEAUTIFUL MESS	130
	BLACK OUT	134
	BLANCO	44
	BOOM	102
	BRAILLE	138
	CELL	140
	CERAUNAVOLTA	142

**SOSPENSIONI**  
PENDANT

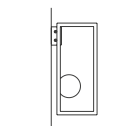





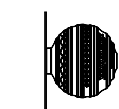
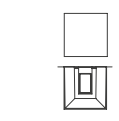




	CIRCUS	146
	DÉJÀ-VU	148
	DÉJÀ-VU NU	150
	FILOMENA	336
	GANGSTER	152
	GINGER	156
	GONZAGA	160
	IKONIKA	86
	KIMONO	164
	LADY D	166
	LEDA	352
	MOBY DICK	170
	MOONBLOOM	172
	NOTREDAME	176

	PLANCTON	178
	SAHARA	180
	SHERWOOD & ROBIN	186
	SNOOB	190
	STANT	362
	TRILUNA	192
	TURN IT	380
	ULULÙ ULULÀ	198
	WOW!	202

**PLAFONIERE**  
CEILING LAMP

	AIRTEK ONE	324
	ATMOSPHERE	208
	BLANCO	44
	BRILLE	210
	EDEN COLLECTION	212
	MOONY	214
	NOTREDAME	218






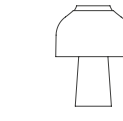



**APPLIQUE**  
WALL LAMP

	ABACHINA	222
	AGUA	224
	ALÌ E BABÀ	226
	ALIBABIG	228
	AMSTERDAM	230
	APRILE	232
	BRILLE	234
	COBU	236
	CORRADO	240
	CUBANO	242
	DÉJÀ-VU	244
	EDEN COLLECTION	246

**APPLIQUE**  
WALL LAMP

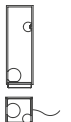







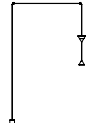





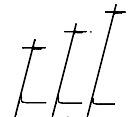
	FILOMENA	336
	FLÒ	56
	MAOO	248
	MARNÌN	254
	MOONY	256
	NOTREDAME	258
	RAINBOW	110
	STANT	362
	TI VEDO	262
	TURN IT	380
	UGO RILLA	264
	UMARELL	268

**TAVOLO**  
TABLE LAMP




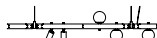

	AGUA	272
	ALÌ E BABÀ	274
	ALIBABABY	275
	BAG	276
	BRILLE	278
	LILLY	280
	MAOO	284
	PAPIRIA	34
	TI VEDO	288

**PIANTANE - TERRA**




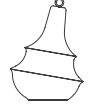



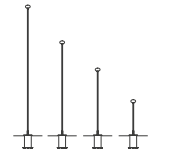







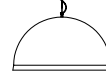





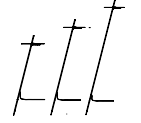



FLOOR LAMP

	ABACHINA	292
	ALIBABIG	294
	ALÌ E BABÀ	296
	ATMOSPHERE	298
	BAG	300
	BLACK OUT	302
	CELL	304
	DON'T TOUCH	308
	FILOMENA	336
	IKONIKA	86
	LADY D	310
	LEDA	352
	MOONY	312
	ULULÌ ULULÀ	314
	XANA	316

**SISTEMI**

	AIRTEK ONE	320
	FILOMENA	336
	LEDA	352
	STANT	362
	TURN IT	380

**OUTDOOR**

	ABACHINA	402		KIMONO	446
	AGUA	408		LADY D	450
	ALIBABIG	410		LEDA	454
	ATMOSPHERE	416		MINUIT	66
	BLACK OUT	420		MOBY DICK	458
	CELL	422		MOONY	460
	COBU	426		NILO	464
	DON'T TOUCH	430		PLANCTON	470
	EDEN COLLECTION	434		POIS	472
	FLÒ	56		ULULÌ ULULÀ	476
	GINGER	436		XANA	478
	GONZAGA	438			
	IKONIKA	86			
	JACO	440			



# DESIGNERS



DE BONA DE MEO



PIO&TITOTOSO



MATTEO UGOLINI



GIORGIO BISCARO



BELLUCCI MAZZONI



EDMONDO TESTAGUZZA



MARCANTONIO



ROCCO ESTE



BALDESSARI & BALDESSARI

# ALIBAGLASS

design **matteo ugolini**

Alibabà, lampada iconica per Karman, viene rivisitata dal designer Matteo Ugolini in vetro borosilicato, che ne esalta le trasparenze e i riflessi e proposta in suggestive cromie quali trasparente, bronzo, rosa, turchese e cromo lucido.

Ideale per spazi privati e progetti contract, Alibaglass rappresenta un perfetto equilibrio tra tradizione e modernità, fondendo estetica e funzionalità.

*Alibabà, an iconic lamp for Karman, has been reimaged by designer Matteo Ugolini in borosilicate glass, enhancing its transparency and reflections. It is available in captivating colors such as transparent, smoky, pink, turquoise, and nickel plated.*

*Ideal for private spaces and contract projects, Alibaglass represents a perfect balance between tradition and modernity, blending aesthetics and functionality.*





**ALIBAGLASS**  
design matteo ugolini



Diffusore in pirex cromato  
*Chrome-plated pyrex shade*  
sospensione / pendant



**SE316ACINT**  
cm Ø 24 h 65  
1 x max 18W LED E27



**SE316BCINT**  
cm Ø 18 h 41  
1 x max 18W LED E27





## ALIBAGLASS

design matteo ugolini

Diffusore in pirex trasparente  
*Transparent pirex shade*

sospensione / *pendant*

### SE316CTINT

cm Ø 11 h 20  
1 x max 5W LED G9



### SE316BTINT

cm Ø 18 h 41  
1 x max 18W LED E27



Diffusore in pirex bronzo  
*Bronze pirex shade*

sospensione / *pendant*

### SE316BFINT

cm Ø 18 h 41  
1 x max 18W LED E27



### SE316AFINT

cm Ø 24 h 65  
1 x max 18W LED E27





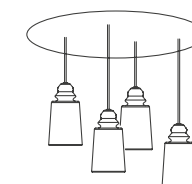


**ALIBAGLASS**  
design matteo ugolini

Composizione in pirex bronzo  
Bronze pirex composition

sospensione / pendant

**SE316FFINT**  
cm Ø 70 h max 320  
10 x max 5W LED G9





**ALIBAGLASS**

design matteo ugolini

Diffusore in pirex bronzo  
*Bronze pyrex shade*

sospensione / pendant

**SE316BFINT**

cm Ø 18 h 41  
1 x max 18W LED E27



**ALIBAGLASS**

design matteo ugolini

Diffusore in pirex cromato  
*Chrome-plated pyrex shade*

sospensione / pendant



**SE316CCINT**

cm Ø 11 h 20  
1 x max 5W LED G9



**SE316BCINT**

cm Ø 18 h 41  
1 x max 18W LED E27



**SE316ACINT**

cm Ø 24 h 65  
1 x max 18W LED E27





**ALIBAGLASS**  
design matteo ugolini



Diffusore in pirex bronzo  
*Bronze pirex shade*  
sospensione / *pendant*



**SE316AFINT**  
cm Ø 24 h 65  
1 x max 18W LED E27




**SE316BFINT**  
cm Ø 18 h 41  
1 x max 18W LED E27







**ALIBAGGLASS**  
design matteo ugolini



Diffusore in pirex bronzo  
*Bronze pirex shade*  
sospensione / pendant



**SE316AFINT**  
cm Ø 24 h 65  
1 x max 18W LED E27



**SE316BFINT**  
cm Ø 18 h 41  
1 x max 18W LED E27



**SE316CFINT**  
cm Ø 11 h 20  
1 x max 5W LED G9



**ALIBAGLASS**  
design matteo ugolini



Diffusore in pirex bronzo  
Bronze pirex shade

sospensione / pendant



**SE316BFINT**  
cm Ø 18 h 41  
1 x max 18W LED E27







**ALIBAGLASS**  
design matteo ugolini

Diffusore in pirex turchese  
*Turquoise pirex shade*

sospensione / *pendant*

**SE316AHINT**  
cm Ø 24 h 65  
1 x max 18W LED E27







**ALIBAGLASS**  
design matteo ugolini

Diffusore in pirex oro rosa  
*Gold pink pyrex shade*

sospensione / pendant

**SE316CRINT**  
cm Ø 11 h 20  
1 x max 5W LED G9

**SE316BRINT**  
cm Ø 18 h 41  
1 x max 18W LED E27

**SE316ARINT**  
cm Ø 24 h 65  
1 x max 18W LED E27



# PAPIRIA

design edmondo testaguzza

PAPIRIA è la lampada da tavolo ricaricabile disegnata da Edmondo Testaguzza per Karman.

Un design sobrio, lineare e raffinato per questa lampada estremamente pratica e funzionale.

Linee morbide per un piccolo gioiello realizzato interamente in alluminio (tranne il piattello di base, in ferro laccato).

PAPIRIA ha un ingombro minimo che ne permette l'utilizzo anche quando lo spazio è molto ridotto.

Attraverso un sistema magnetico, può essere ancorata saldamente su qualsiasi supporto metallico.

In alternativa, può essere fissata ad un piattello metallico, in dotazione (occultabile, all'occorrenza, sotto il tovagliato).

Il controllo touch consente l'on/off della lampada, la regolazione della temperatura di colore più idonea della luce (2500, 3000, 4000 Kelvin) e la sua dimmerazione.

Disponibile in quattro colori goffrati: white, dark brown, salvia green ed ocrea red.

"È una presenza dalla quale non vorrei mai separarmi. La sua luce bella accompagna il mio tempo e lo rende speciale".

*PAPIRIA is the rechargeable table lamp designed by Edmondo Testaguzza for Karman.*

*A sleek, linear, and refined design characterizes this highly practical and functional lamp. Its soft lines make it a small gem crafted entirely in aluminum (except for the base plate, which is made of lacquered iron).*

*PAPIRIA's compact size allows it to be used even in very limited spaces. Thanks to a magnetic system, it can be securely anchored to any metallic surface. Alternatively, it can be fixed to a metal plate included in the package (which can be discreetly hidden under a tablecloth if needed).*

*The touch control enables the lamp's on/off function, adjustment of the most suitable light color temperature (2500, 3000, 4000 Kelvin), and dimming.*

*Available in four embossed colors: white, dark brown, sage green, and ocher red.*

*"It's a companion I would never want to part with. Its beautiful light accompanies my time and makes it special."*





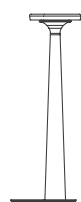
## PAPIRIA

design edmondo testaguzza



lampada da tavolo ricaricabile  
*rechargeable table lamp*

ø12cm h34cm LED 2,2W, 206 lumen



**CT320ABINT**  
alluminio bianco  
*white aluminum*

**CT320ANINT**  
alluminio marrone scuro  
*dark brown aluminum*

**CT320AVINT**  
alluminio verde salvia  
*sage green aluminum*

**CT320ARINT**  
alluminio rosso ocre  
*ochre red aluminum*









**PAPIRIA**

design edmondo testaguzza

lampada da tavolo ricaricabile  
*rechargeable table lamp*


ø12cm h34cm LED 2,2W, 206 lumen

**CT320ABINT**

alluminio bianco  
*white aluminum*







**PAPIRIA**

design edmondo testaguzza

lampada da tavolo ricaricabile  
rechargeable table lamp

ø12cm h34cm LED 2,2W, 206 lumen



**CT320ABINT**  
alluminio bianco  
white aluminum

**CT320ANINT**  
alluminio marrone scuro  
dark brown aluminum

**CT320AVINT**  
alluminio verde salvia  
sage green aluminum

**CT320ARINT**  
alluminio rosso ocre  
ochre red aluminum



# BLANCO

design matteo ugolini

Ricordo uno stormo di gabbiani che vola sulla bianca salina. Un raggio di sole sulle lenzuola candide di un letto disfatto. Un mare di conchiglie e una distesa di sabbia. Blanco è una good vibe immersa nei bianchi.

*I remember a flock of seagulls soaring over the white salt flats. A ray of sunlight on the crisp white sheets of an unmade bed. A sea of shells and an endless stretch of sand. Blanco is a good vibe embraced by shades of white.*












**BLANCO**  
design matteo ugolini



**BLANCO**  
design matteo ugolini  
struttura in alluminio bianco opaco  
*matt white aluminum*  
sospensione / *pendant*



**SE322ABINT**  
cm ø92 h30  
LED 23,8W, 2893 lumen



**BLANCO**

design matteo ugolini

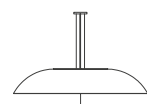


struttura in alluminio bianco opaco  
*matt white aluminum*

sospensione / *pendant*

**SE322ABINT**

cm ø92 h30  
LED 23,8W, 2893 lumen



**SE322BBINT**

cm ø60 h30  
LED 23,8W, 2893 lumen



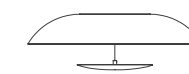




**BLANCO**  
design matteo ugolini



struttura in alluminio bianco opaco  
matt white aluminum  
plafoniera / ceiling lamp



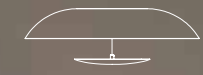
**PL322ABINT**  
cm ø92 h30  
LED 23,8W, 2893 lumen





struttura in alluminio bianco opaco  
matt white aluminum

plafoniera / ceiling lamp



**PL322BBINT**  
cm ø60 h30  
LED 23,8W, 2893 lumen



# FLÓ

design edmondo testaguzza

Fló, come un sasso di fiume,  
levigato dall'acqua e dal vento.  
Tanto vicino alle cose da sfiorarle appena.  
Inatteso come la sua luce.  
Segno del tempo inafferrabile.  
La sua anima.

*Fló, like a river stone,  
smoothed by water and wind.  
So close to things, barely touching them.  
Unexpected, like its light.  
A sign of elusive time.  
Its soul.*






**FLÓ**  
design edmondo testaguzza



struttura in resina bianca opaca  
*matt white resin structure*  
applique / wall lamp



**AP319ABEXT**  
cm 16x12 h6  
LED 5,5W, 785 lumen  
IP55















**FLÓ**  
design edmondo testaguzza



struttura in resina bianca opaca  
*matt white resin structure*  
applique / wall lamp



**AP319ABEXT**  
cm 16x12 h6  
LED 5,5W, 785 lumen  
IP55




# MINUIT

design matteo ugolini & edmondo testaguzza

Poi venne l'estate  
e quando si fece sera  
l'aria s'illuminò dei nostri racconti.  
Le stelle ascoltavano, in silenzio  
e ci parve di poter volare.  
Lontano

*Then came the summer,  
and when evening fell,  
the air lit up with our stories.  
The stars listened in silence,  
and it seemed we could fly.  
Far away.*











**MINUIT**

design matteo ugolini  
& edmondo testaguzza

struttura in alluminio nero opaco  
diffusore in resina bianca

*matt black aluminum structure  
white resin shade*

piantana / floor lamp

LED 1W, 157 lumen  
IP65



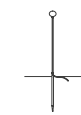
**HP318ANEXT**  
cm ø5 h210



**HP318BNEXT**  
cm ø5 h160





**HP318CNEXT**  
cm ø5 h105



**HP318DNEXT**  
cm ø5 h60







## MINUIT

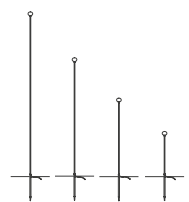
design matteo ugolini  
& edmondo testaguzza

struttura in alluminio nero opaco  
diffusore in resina bianca

*matt black aluminum structure  
white resin shade*

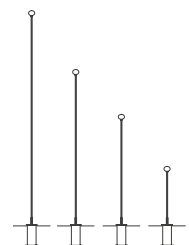
**HP318ANEXT** cm ø5 h210  
**HP318BNEXT** cm ø5 h160  
**HP318CNEXT** cm ø5 h105  
**HP318DNEXT** cm ø5 h60

piantana / floor lamp  
LED 1W, 157 lumen  
IP65



**HP318ENEXT** cm ø5 h210  
**HP318FNEXT** cm ø5 h160  
**HP318GNEXT** cm ø5 h105  
**HP318HNEXT** cm ø5 h60

piantana / floor lamp  
LED 1W, 157 lumen  
IP65





# ASSO

design bellucci mazzoni

La lampada Asso è un equilibrio perfetto tra forma e funzione, un gioco di luci che trasforma gli spazi e li rende unici.

Un disco sospeso che sembra fluttuare, una presenza discreta ma incisiva. Asso è il punto d'incontro tra luce diffusa e illuminazione mirata, tra estetica essenziale e sofisticata tecnologia. Perfetta per la tavola, lo studio o il living, porta con sé un'atmosfera avvolgente e una luce che valorizza ogni momento.

Asso non è solo un oggetto d'arredo, è un segno grafico nello spazio, una parentesi luminosa che fa la differenza.

Asso è la luce che accompagna i tuoi momenti più belli, con discrezione ed eleganza.

*The Asso lamp is a perfect balance between form and function, a play of lights that transforms spaces and makes them unique.*

*A suspended disc that seems to float, a discreet yet impactful presence. Asso is the meeting point between diffuse light and targeted illumination, between essential aesthetics and sophisticated technology. Perfect for the table, study, or living room, it brings with it an enveloping atmosphere and light that enhances every moment.*

*Asso is not just a piece of furniture; it is a graphic mark in space, a luminous parenthesis that makes a difference.*

*Asso is the light that accompanies your most beautiful moments, with discretion and elegance.*





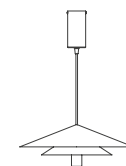


**ASSO**  
design bellucci mazzoni




struttura in alluminio nero opaco  
matt black aluminum structure

sospensione / pendant



**SE317ANINT**  
cm ø42 h16  
LED up 20,3W, 3550 lumen  
LED down 2,9W, 471 lumen







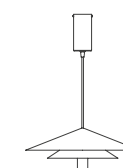
**ASSO**  
design bellucci mazzoni



struttura in alluminio nero opaco  
matt black aluminum structure

sospensione / pendant

**SE317ANINT**  
cm ø42 h16  
LED up 20,3W, 3550 lumen  
LED down 2,9W, 471 lumen









# IKONIKA

design edmondo testaguzza & matteo ugolini

È la collezione dei destini incrociati. Con questa collaborazione, i due designers hanno voluto suggellare un pluriennale sodalizio creativo. Una comunanza di pensiero in perfetta sintonia con gli intenti Karman di questi anni. Ikonika registra, in termini figurativi, come la volontà di giungere a geometrie leggerissime composte possa essere interpretata in modo tanto semplice quanto sostanzialmente efficace. La lampada a sospensione è composta da un bouquet di leggere aste metalliche che dipartono da un medesimo anello per poi percorrere strade diverse e divenire due corpi distinti di un unicum. La piantana, nella sua pura essenza espressiva, suggella l'unione virtuosa tra elementi simili contrapposti che si liberano in aria in una vibrante tenzone. Poesia pura.

*This is the collection of intertwined destinies. Through this collaboration, the two designers sought to seal a long-standing creative partnership, a shared vision perfectly aligned with Karman's intentions in recent years. Ikonika figuratively demonstrates how the desire to achieve composed, ultra-light ensembles can be interpreted in a manner both simple and fundamentally effective. The suspension lamp consists of a bouquet of light metal rods emanating from a single ring, then diverging to become two distinct bodies of a unified whole. The floor lamp, in its pure expressive essence, seals the virtuous union between similar opposing elements that soar into the air in a vibrant contest. Pure poetry.*







## IKONIKA

design edmondo testaguzza & matteo ugolini



struttura alluminio nero opaco  
 matt black aluminum structure

sospensione / pendant



**SE321ANINT**  
 cm ø40 h68  
 LED 14,3W, 1905 lumen







struttura alluminio nero opaco  
matt black aluminum structure

sospensione / pendant



**SE321ANINT**  
cm ø40 h68  
LED 14,3W, 1905 lumen







**IKONIKA**

design edmondo testaguzza & matteo ugolini

struttura alluminio nero opaco  
matt black aluminum structure

piantana / floor lamp



**HP321ANINT**  
cm ø32 h180  
2 x LED 14,3W, 1905 lumen







## IKONIKA

design edmondo testaguzza & matteo ugolini



struttura alluminio nero opaco  
matt black aluminum structure

piantana / floor lamp



**HP321ANINT**  
cm ø32 h180  
2 x LED 14,3W, 1905 lumen



**IKONIKA**

design edmondo testaguzza &amp; matteo ugolini



struttura alluminio nero opaco  
 matt black aluminum structure

piantana / floor lamp

**HP321ANEXT**  
 cm ø32 h180  
 2 x LED 14,3W, 1905 lumen  
 IP65



struttura alluminio nero opaco  
 matt black aluminum structure

sospensione / pendant

**SE321ANEXT**  
 cm ø40 h68  
 LED 14,3W, 1905 lumen  
 IP55



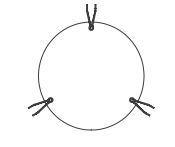




alluminio bianco opaco  
matt white aluminum

accessorio / optional

**AC321ABEXT**  
cm ø23 h0,2





# BOOM

design matteo ugolini

Boom è una detonazione che squarcia il cielo di una calda notte estiva, un'esplosione di artifici luminosi, lampi che illuminano a giorno.

Boom è una cascata di iridescenti scie che si riflettono nei tuoi occhi.

Boom è un fermo immagine. Lo spettacolo pirotecnico.

*Boom is a detonation that tears through the sky of a warm summer night, an explosion of luminous fireworks, flashes that illuminate like daylight.*

*Boom is a cascade of iridescent trails reflected in your eyes.*

*Boom is a freeze-frame. The pyrotechnic spectacle.*







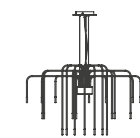
**BOOM**  
design matteo ugolini



struttura alluminio nero opaco  
matt black aluminum structure

diffusori pirex satinato  
satin pirex shade

sospensione / pendant



**SE324NINT**  
cm ø90 h65  
22 x LED 1W, 3454 lumen







## BOOM

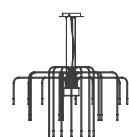
design matteo ugolini



struttura alluminio nero opaco  
matt black aluminum structure

diffusori pirex satinato  
satin pirex shade

sospensione / pendant



**SE324ANINT**  
cm ø90 h65  
22 x LED 1W, 3454 lumen





# RAINBOW

design pio & tito toso

Rainbow gioca con la luce e lo spazio. Nasce dalla ricerca sulla fisica della rifrazione della luce e dagli interessanti effetti luminosi e cromatici creati da questo fenomeno. Con il progetto Rainbow è possibile modulare i riflessi, la luce e l'ombra per arricchire l'ambiente nel quale viene inserito. Rainbow grazie ai prismi di rifrazione emette fasci di luce che si diffondono in varie direzioni, creando pattern dinamici su pareti, soffitti e pavimenti in grado di abbellire e caratterizzare lo spazio circostante. L'effetto finale dipende dalla disposizione della lampada e dall'angolo in cui viene posizionato il prisma rispetto la sorgente luminosa. Ogni lampada è unica, irripetibile e diventa così non solo una fonte di luce, ma un elemento decorativo che arricchisce visivamente l'ambiente, trasformandolo in un luogo in cui la luce stessa diventa un'opera d'arte.

*Rainbow plays with light and space. It is born from research on the physics of light refraction and the fascinating luminous and chromatic effects created by this phenomenon.*

*With the Rainbow project, it is possible to modulate reflections, light, and shadow to enrich the environment in which it is placed. Thanks to the refraction prisms, Rainbow emits beams of light that spread in various directions, creating dynamic patterns on walls, ceilings, and floors, able to beautify and characterize the surrounding space.*

*The final effect depends on the arrangement of the lamp and the angle at which the prism is positioned relative to the light source. Each lamp is unique, unrepeatable, and thus becomes not just a source of light, but a decorative element that visually enriches the environment, transforming it into a place where light itself becomes a work of art.*



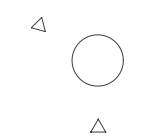




**RAINBOW**  
design pio & tito toso



struttura resina bianca opaca  
matt white resin structure  
applique / wall lamp



**AP323ABINT**  
cm ø18 h5  
LED 8,7W, 1413 lumen





struttura cristallo  
*cristal structure*

accessorio / *optional*

**AC323ABINT**  
cm 5 h4,5





**RAINBOW**

design pio &amp; tito toso

struttura resina bianca opaca  
matt white resin structure

applique / wall lamp

**AP323ABINT**cm ø18 h5  
LED 8,7W, 1413 lumen



*Sospensione*







# ALÌ E BABÀ

design matteo ugolini





## ALÌ E BABÀ

design  
matteo ugolini

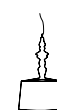
Struttura e paralume in ceramica  
bianca lucida.  
*Structure and shade in glossy  
white ceramic*




**SE625BC**  
sospensione / pendant  
cm Ø 25 h 65  
1 x max 52W E27



**SE617BC**  
sospensione / pendant  
cm Ø 35 h 95  
1 x max 70W E27



**SE624BC**  
sospensione / pendant  
cm Ø 30 h 65  
1 x max 52W E27



**SE616BC**  
sospensione / pendant  
cm Ø 50 h 78  
1 x max 70W E27

Struttura in ceramica bianca lucida  
e paralume in lino bianco.  
*Structure in glossy white ceramic  
and shade in white linen.*



**SE623BS**  
sospensione / pendant  
cm Ø 25 h 65  
1 x max 52W E27



**SE619BS**  
sospensione / pendant  
cm Ø 35 h 95  
1 x max 70W E27



**SE622BS**  
sospensione / pendant  
cm Ø 30 h 65  
1 x max 52W E27



**SE618BS**  
sospensione / pendant  
cm Ø 50 h 78  
1 x max 70W E27

Versioni disponibili:  
APPLIQUE / SOSPENSIONE / PIANTANA  
TERRA / TAVOLO / OUTDOOR  
Available versions:  
WALL LAMP / PENDANT / FLOOR LAMP /  
TABLE LAMP / OUTDOOR



## ALIBABABY

design matteo ugolini

Struttura e paralume in ceramica bianca lucida.  
*Structure and shade in glossy white ceramic.*



**SE1017BC**  
sospensione / pendant  
cm Ø 16 h 44  
1 x max 52W E27

Versioni disponibili: SOSPENSIONE / TAVOLO  
Available versions: PENDANT / TABLE LAMP



# ALIBABIG

design matteo ugolini



Struttura in vetroresina.  
Structure in fiberglass.



**SE617V-INT**

sospensione / pendant

cm ø 40 h. 110

1 x max 105W (sotto/down) + 1 x 42W (sopra/up) E27



**SE616V-INT**

sospensione / pendant

cm ø 50 h. 110

1 x max 105W (sotto/down) + 1 x 42W (sopra/up) E27

Versioni disponibili: APPLIQUE / SOSPENSIONE / PIANTANA TERRA / OUTDOOR  
Available versions: WALL LAMP / PENDANT / FLOOR LAMP / OUTDOOR



# BAG

design baldessari e baldessari



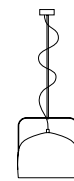




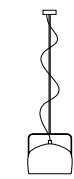
## BAG

design  
baldessari e baldessari

Struttura in ceramica liscia lucida e  
manico in metallo verniciato grigio.  
*Structure in smooth glossy ceramic  
and handle in grey metal.*

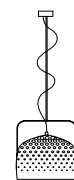


**SE154 AB INT** (bianca/white)  
**SE154 AR INT** (bronzo/bronze)  
sospensione  
*pendant*  
cm Ø32 x h 32  
1 x max 77W E27

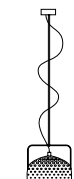


**SE154 CB INT** (bianca/white)  
**SE154 CR INT** (bronzo/bronze)  
sospensione  
*pendant*  
cm Ø21 x h 20  
1 x max 53W E27

Struttura in ceramica lucida con texture  
e manico in metallo verniciato grigio.  
*Structure in glossy ceramic with texture  
and handle in grey metal.*



**SE154 BB INT** (bianca/white)  
**SE154 BR INT** (bronzo/bronze)  
sospensione  
*pendant*  
cm Ø32 x h 32  
1 x max 77W E27



**SE154 DB INT** (bianca/white)  
**SE154 DR INT** (bronzo/bronze)  
sospensione  
*pendant*  
cm Ø21 x h 20  
1 x max 53W E27

Versioni disponibili:  
SOSPENSIONE / TAVOLO / PIANTANA TERRA  
*Available versions:*  
PENDANT / TABLE LAMP / FLOOR LAMP





CHANDELIER

# BEAUTIFUL MESS

design



## BEAUTIFUL MESS

design marcantonio

Struttura in vetro satinato e metallo bianco opaco  
Structure in frosted glass and matt white metal

**SE306AB INT**  
sospensione / pendant

Ø70 h max 180 cm  
E14 17x max 7W LED  
E27 1x max 18W LED  
3x NEON LED 14W  
IP20





## BEAUTIFUL MESS

design marcantonio

Struttura in vetro satinato e metallo bianco opaco  
*Structure in frosted glass and matt white metal*

### SE306AB INT

sospensione / pendant

Ø70 h max 180 cm  
E14 17x max 7W LED  
E27 1x max 18W LED  
3x NEON LED 14W  
IP20





# BLACK OUT

design matteo ugolini







## BLACK OUT

design matteo ugolini

Struttura in filamento di vetroresina.  
Structure in painted fiberglass.



**SE101 1B INT** (bianco/white)  
**SE101 1N INT** (nera opaca/matt black)  
sospensione / pendant  
cm ø 35 h. 40  
1 x max 53W E27



**SE101 2B INT** (bianco/white)  
**SE101 2N INT** (nera opaca/matt black)  
sospensione / pendant  
cm ø 50 h. 60  
3 x max 53W E27

portacandele in ceramica  
ceramic candle-holder



**AC101 1B INT** (bianco/white)  
**AC101 1N INT** (nero/black)

Versioni disponibili: SOSPENSIONE / PIANTANA TERRA / OUTDOOR  
Available versions: PENDANT / FLOOR LAMP / OUTDOOR





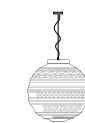


# BRAILLE

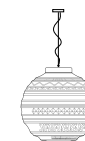
design matteo ugolini



Struttura in vetro bianco satinato.  
Structure in white frosted glass.



**SE1441BINT**  
sospensione / pendant  
cm Ø25 x h.25  
1 x max 46W, E14




**SE1442BINT**  
sospensione / pendant  
cm Ø40 x h.38  
1 x max 105W, E27

Versioni disponibili: TAVOLO / SOSPENSIONE / PLAFONIERA  
Available versions: TABLE LAMP / PENDANT / CEILING LAMP



# CELL

design matteo ugolini



Struttura in filo metallico, paralume in lino bianco.  
Structure in metallic thread, shade in white linen.

**SE614B** (bianco/white)  
**SE614 CM INT** (bronzo/bronze)  
sospensione / pendant  
cm Ø 36 h. 58 + h. 29  
1 x max 42W E27



**SE615B** (bianco/white)  
**SE615 DM INT** (bronzo/bronze)  
sospensione / pendant  
cm Ø 55 h. 88 + h. 41  
1 x max 52W E27



**SE612B** (bianco/white)  
**SE612 AM INT** (bronzo/bronze)  
sospensione / pendant  
cm Ø 57 h. 59 + h. 29  
1 x max 52W E27



**SE613B** (bianco/white)  
**SE613 BM INT** (bronzo/bronze)  
sospensione / pendant  
cm Ø 84 h. 89 + h. 41  
1 x max 52W E27

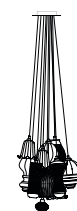




# CERAUNAVOLTA

design matteo ugolini & edmondo testaguzza

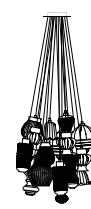
Struttura in vetro soffiato.  
Structure in blown glass.



**SE134 2T 00A** (tiffany)  
**SE134 2S 00A** (trasparente/clear)  
composizione multipla 12 vetri  
multiple configuration 12  
accessories  
sospensione / pendant  
cm ø 45  
3 x max 20W LED



**SE134 3T 00C** (tiffany)  
**SE134 3S 00C** (trasparente/clear)  
composizione multipla 17 vetri  
multiple configuration 17  
accessories  
sospensione / pendant  
cm ø 55  
3 x max 20W LED



**SE134 1T 00D** (tiffany)  
**SE134 1S 00D** (trasparente/clear)  
composizione multipla 22 vetri  
multiple configuration 22  
accessories  
sospensione / pendant  
cm ø 60  
4 x max 20W LED










## CERAUNAVOLTA


design  
matteo ugolini  
edmondo testaguzza


Struttura in vetro soffiato.  
*Structure in blown glass.*


 **SE135 5T INT** (tiffany)  
**SE135 5S INT**  
(trasparente/clear)  
sospensione / *pendant*  
cm ø 20 h. 23,5  
1 x max 33W G9

 **SE135 3T INT** (tiffany)  
**SE135 3S INT**  
(trasparente/clear)  
sospensione / *pendant*  
cm ø 13,5 h. 18  
1 x max 33W G9

 **SE135 1T INT** (tiffany)  
**SE135 1S INT**  
(trasparente/clear)  
sospensione / *pendant*  
cm ø 14,5 h. 17  
1 x max 33W G9

 **SE134 3T INT** (tiffany)  
**SE134 3S INT**  
(trasparente/clear)  
sospensione / *pendant*  
cm ø 13 h. 12,5  
1 x max 33W G9

 **SE134 4T INT** (tiffany)  
**SE134 4S INT**  
(trasparente/clear)  
sospensione / *pendant*  
cm ø 15 h. 17  
1 x max 33W G9

 **SE134 5T INT** (tiffany)  
**SE134 5S INT**  
(trasparente/clear)  
sospensione / *pendant*  
cm ø 16 h. 12,5  
1 x max 33W G9





# CIRCUS

design matteo ugolini & edmondo testaguzza



Diffusore in vetro bianco in filigrana.  
*Shade in filigree white glass.*



**SE258 AB INT**  
sospensione  
pendant  
cm Ø32 x h 32  
1 x max 105W E27



**SE258 BB INT**  
sospensione  
pendant  
cm Ø24 x h 29  
1 x max 105W E27



**SE258 CB INT**  
sospensione  
pendant  
cm Ø24 x h 37  
1 x max 105W E27






# DÉJÀ-VU


design matteo ugolini



Struttura in ceramica bianca, paralume in lino bianco.  
Structure in white ceramic, shade in white linen.

 **SE627-45B** (lucido/glossy)  
**SE117 3B INT** (opaco/matt)  
sospensione / pendant  
cm 45 x 18 x h 32  
1 x max 105W E27

**SR014 3B INT**  
rosone in metallo per  
composizione singola  
ceiling cup for single pendant

 **SE627-60B** (lucido/glossy)  
**SE117 4B INT** (opaco/matt)  
sospensione / pendant  
cm 60 x 25 x h 45  
1 x max 105W E27

**SR034 1B INT**  
rosone in metallo per  
composizione multipla  
ceiling cup for multiple  
configuration

Versioni disponibili: SOSPENSIONE / APPLIQUE  
Available versions: PENDANT / WALL LAMP



# DÉJÀ-VU NU

design matteo ugolini



Struttura in ceramica bianca opaca.  
Structure in matt white ceramic.



**SE117 1B INT**  
sospensione / pendant  
cm b.42 p.12 h.25  
1 x max 42W E14



**SE117 2B INT**  
sospensione / pendant  
cm b.60 p.17 h.32  
1 x max 42W E14

**SR014 3B INT**  
rosone in metallo per composizione singola  
ceiling cup for single pendant

**SR034 1B INT**  
rosone in metallo per composizione multipla  
ceiling cup for multiple configuration



# GANG STER

design matteo ugolini



sospensione / pendant  
cm Ø 28 h 20  
1 x max 70W E27

**SE641BBINT**  
glossy white ceramic  
ceramica bianca lucida

**SE641BVINT**  
matt sage green ceramic  
ceramica verde salvia opaca

**SE641BGINT**  
matt grey ceramic  
ceramica grigia opaca



sospensione / pendant  
cm Ø 35 h 15  
1 x max 70W E27

**SE642BBINT**  
glossy white ceramic  
ceramica bianca lucida

**SE642BVINT**  
matt sage green ceramic  
ceramica verde salvia opaca

**SE642BGINT**  
matt grey ceramic  
ceramica grigia opaca



sospensione / pendant  
cm Ø 48 h 35  
1 x max 105W E27

**SE643BBINT**  
glossy white ceramic  
ceramica bianca lucida

**SE643BVINT**  
matt sage green ceramic  
ceramica verde salvia opaca

**SE643BGINT**  
matt grey ceramic  
ceramica grigia opaca




sospensione / pendant  
cm Ø 50 h 22  
1 x max 105W E27

**SE644BBINT**  
glossy white ceramic  
ceramica bianca lucida

**SE644BVINT**  
matt sage green ceramic  
ceramica verde salvia opaca

**SE644BGINT**  
matt grey ceramic  
ceramica grigia opaca





## GANGSTER

design matteo ugolini

Diffusore in ceramica opaca verde salvia  
*Matt sage green ceramic shade*

sospensione / pendant



### SE644BVINT

verde salvia/sage green  
cm Ø 28 h 20  
1 x max 70W E27



### SE643BVINT

verde salvia/sage green  
cm Ø 35 h 15  
1 x max 70W E27




### SE642BVINT

verde salvia/sage green  
cm Ø 48 h 35  
1 x max 105W E27



### SE641BVINT

verde salvia/sage green  
cm Ø 50 h 22  
1 x max 105W E27







# GINGER

design edmondo testaguzza





## GINGER

design  
edmondo  
testaguzza

Struttura in vetro trasparente.  
Structure in clear glass.



**SE116 2A INT**  
(paglierino/pale yellow)  
**SE116 2F INT** (fumè/smoked)  
sospensione / pendant  
cm ø 27 h. 26  
1 x max 77W E27



**SE116 1A INT**  
(paglierino/pale yellow)  
**SE116 1F INT** (fumè/smoked)  
sospensione / pendant  
cm ø 30 h. 20  
1 x max 77W E27



**SE116 3A INT**  
(paglierino/pale yellow)  
**SE116 3F INT** (fumè/smoked)  
sospensione / pendant  
cm ø 30 h. 37  
1 x max 77W E27

Versioni disponibili: SOSPENSIONE / OUTDOOR  
Available versions: PENDANT / OUTDOOR





# GONZAGA

design luca de bona, dario de meo & matteo ugolini





## GONZAGA

design

luca de bona

dario de meo

matteo ugolini

Struttura in alluminio.  
Structure in aluminium.



**SE185BNINT** (nero/black)  
**SE185BOINT** (ottone/brass)  
sospensione / pendant  
cm Ø42 h 8  
LED 14,3W 1077 lumen  
3000K, CRI>80



**SE185ANINT** (nero/black)  
**SE185AOINT** (ottone/brass)  
sospensione / pendant  
cm Ø59 h 8  
LED 14,3W 1077 lumen  
3000K, CRI>80

Versioni disponibili: SOSPENSIONE / OUTDOOR  
Available versions: PENDANT / OUTDOOR





# KIMONO

design matteo ugolini



Struttura in vetroresina,  
Structure in fiberglass.



**SE636V-INT**  
sospensione / pendant  
cm ø 40 h. 85  
1 x max 105W E27



**SE635V-INT**  
sospensione / pendant  
cm ø 50 h. 70  
1 x max 105W E27

Versioni disponibili: SOSPENSIONE / OUTDOOR  
Available versions: PENDANT / OUTDOOR



# LADY D

design matteo ugolini





## LADY D

design  
matteo ugolini

Struttura in vetroresina bianca opaca  
*Structure in matt white fiberglass*

**SE304PBINT**  
cm Ø48 H78

**SE304GBINT**  
cm Ø66 H107

sospensione/pendant  
1x max 18W E27





# MOBY DICK

design **matteo ugolini**

Struttura in vetroresina, finitura esterna liscia, interna naturale.  
*Structure in fiberglass, smooth outer finishing, rough inner finishing.*

## SE646P

sospensione / pendant  
cm 83x30x h. 30  
1 x max 70W E27



## SE647G

sospensione / pendant  
cm 150x55x h. 55  
1 x max 105W E27



Versioni disponibili: SOSPENSIONE / OUTDOOR  
Available versions: PENDANT / OUTDOOR





# MOON



# BLOOM

design matteo ugolini






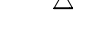


## MOONBLOOM


design  
matteo ugolini


Struttura in alluminio nero opaco  
e rosone in gesso bianco.  
*Structure in matt black  
aluminum and white plaster  
ceiling cup.*

 **SE256 2B INT (3000K)**  
**SE256 6B INT (2700K)**  
sospensione  
*pendant*  
cm Ø40 x h 300

 **SE256 4B INT (3000K)**  
**SE256 8B INT (2700K)**  
sospensione  
*pendant*  
cm Ø75 x h 300

LED sopra/up 16,8W  
1821 lumen  
LED sotto/down 8,4W  
907 lumen  
CRI≥90

 **SE256 1B INT (3000K)**  
**SE256 5B INT (2700K)**  
sospensione  
*pendant*  
cm Ø40 x h 200  
CRI≥90

 **SE256 3B INT (3000K)**  
**SE256 7B INT (2700K)**  
sospensione  
*pendant*  
cm Ø75 x h 200  
CRI≥90

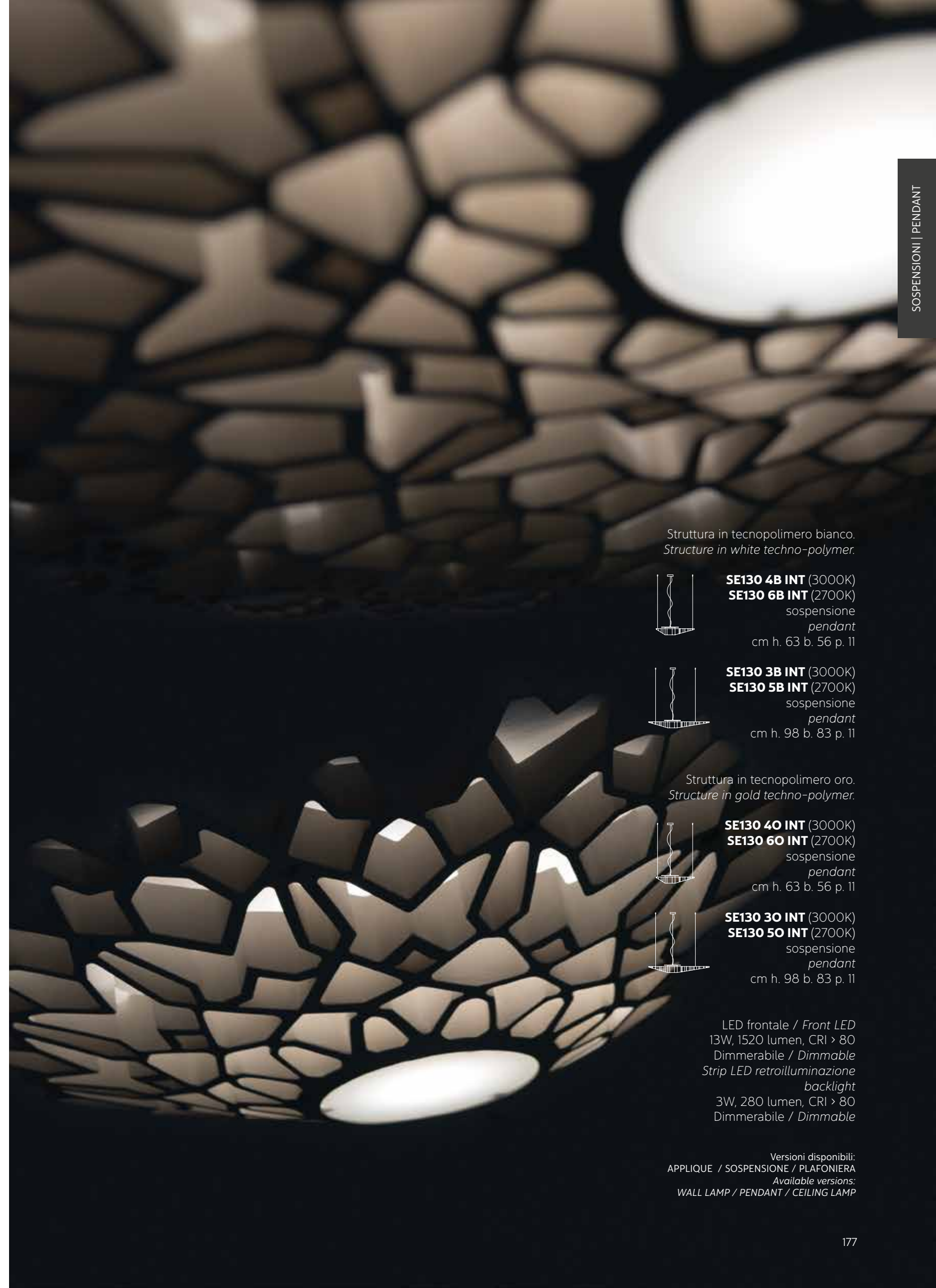
LED sopra/up 16,8W  
1821 lumen





# NOTREDAME

design debonademeo



SOSPENSIONI | PENDANT

Struttura in tecnopolimero bianco.  
*Structure in white techno-polymer.*



**SE130 4B INT** (3000K)  
**SE130 6B INT** (2700K)  
sospensione  
*pendant*  
cm h. 63 b. 56 p. 11



**SE130 3B INT** (3000K)  
**SE130 5B INT** (2700K)  
sospensione  
*pendant*  
cm h. 98 b. 83 p. 11

Struttura in tecnopolimero oro.  
*Structure in gold techno-polymer.*



**SE130 4O INT** (3000K)  
**SE130 6O INT** (2700K)  
sospensione  
*pendant*  
cm h. 63 b. 56 p. 11



**SE130 3O INT** (3000K)  
**SE130 5O INT** (2700K)  
sospensione  
*pendant*  
cm h. 98 b. 83 p. 11

LED frontale / *Front LED*  
13W, 1520 lumen, CRI > 80  
Dimmerabile / *Dimmable*  
Strip LED retroilluminazione  
*backlight*  
3W, 280 lumen, CRI > 80  
Dimmerabile / *Dimmable*

Versioni disponibili:  
APPLIQUE / SOSPENSIONE / PLAFONIERA  
*Available versions:*  
WALL LAMP / PENDANT / CEILING LAMP



# PLANCTON

design matteo ugolini

SOSPENSIONI | PENDANT



Struttura in vetroresina con bordi sfrangiati.  
Structure in fiberglass with unfinished borders.



**SE648/1PB**

sospensione / pendant  
cm ø 45 h. 25  
1 x max 70W E27



**SE649/1GB**

sospensione / pendant  
cm ø 75 h. 40  
1 x max 105W E27

Versioni disponibili: SOSPENSIONE / OUTDOOR  
Available versions: PENDANT / OUTDOOR



design **matteo ugolini**

# SAHARA



Questa collezione di lampade, dai connotati inequivocabili, appartiene allo storico di Karman. Presentata inizialmente nella finitura bianco lucido e verde intenso lucido, ha subito un restyling a conferirle un'immagine aggiornata e dinamica, ampliandone in tal modo le possibilità d'utilizzo. Come è accaduto per la collezione Gangster, alla finitura bianco lucido vengono affiancati il grigio opaco ed il verde salvia. Una nuova veste, dunque, per una collezione che mantiene inalterata la raffinata freschezza del tratto, capace di evocare contesti tipicamente mediterranei.

*This lamp collection, with its unmistakable features, belongs to Karman's history. Initially presented in glossy white and glossy intense green finish, it underwent a restyling to give it an updated and dynamic image, thus expanding its possibilities of use. As it happened with the Gangster collection, matt gray and sage green are now added to the glossy white finish. A new look, therefore, for a collection that maintains the refined freshness of its design, capable of evoking typically Mediterranean settings.*







## SAHARA

design matteo ugolini

Diffusore in ceramica bianca lucida  
Glossy white ceramic shade

sospensione / pendant



**SE667KBINT**  
glossy white ceramic  
ceramica bianca lucida  
cm Ø 14 h 40  
1 x max 70W E27



**SE668KBINT**  
glossy white ceramic  
ceramica bianca lucida  
cm Ø 23 h 17  
1 x max 70W E27



**SE669KBINT**  
glossy white ceramic  
ceramica bianca lucida  
cm Ø 29 h 35  
1 x max 70W E27



**SE670KBINT**  
glossy white ceramic  
ceramica bianca lucida  
cm Ø 35 h 24  
1 x max 70W E27





## SAHARA

design matteo ugolini

Diffusore in ceramica opaca verde salvia  
*Matt sage green ceramic shade*

sospensione / pendant



**SE667KSINT**  
verde salvia/sage green  
cm Ø 14 h 40  
1 x max 70W E27



**SE668KSINT**  
verde salvia/sage green  
cm Ø 23 h 17  
1 x max 70W E27



**SE669KSINT**  
verde salvia/sage green  
cm Ø 29 h 35  
1 x max 70W E27



**SE670KSINT**  
verde salvia/sage green  
cm Ø 35 h 24  
1 x max 70W E27






# SHERWOOD E ROBIN

design matteo ugolini

Struttura in ceramica bianca opaca.  
Structure in matt white ceramic.



**SE151 AB INT**  
sospensione / pendant  
cm Ø8 x h 11,5  
(Sherwood-ghianda/acorn)  
1 x max 53W E27



**SE151 BB INT**  
sospensione / pendant  
cm Ø8 x h 11,5  
(Sherwood-ghianda/acorn)  
1 x max 53W E27  
cm 8 x 9 x h 44  
(Robin-scoiattolo/squirrel)



**SE151 CB INT**  
sospensione / pendant  
cm Ø8 x h 11,5  
(Sherwood-ghianda/acorn)  
1 x max 53W E27  
cm 8 x 9 x h 44  
(Robin-scoiattolo/squirrel)



**SHERWOOD  
E ROBIN**  
design matteo ugolini



SOSPENSIONI | PENDANT



# SNOOB

design matteo ugolini



Struttura in alluminio laccato.  
Structure in lacquered aluminium.



**SE609 AB INT** (bianco/white)  
**SE609 AN INT** (nero/black)  
sospensione a 16 bracci  
pendant with 16 arms  
cm ø 130 h. 45  
32 x max 42W E14



**SE610 AB INT** (bianco/white)  
**SE610 AN INT** (nero/black)  
sospensione a 10 bracci  
pendant with 10 arms  
cm ø 73 h. 35  
20 x max 42W E14





# TRILUNA

design **debonademeo**

Gli evocativi e mutevoli volumi delle fasi lunari sono fonte di ispirazione della famiglia di sospensioni modulari "Triluna" a firma Debonademeo.

La sfera e le sue derivazioni in leggero alluminio bianco celano all'interno la fonte luminosa, che diffonde nell'ambiente soffuse e poetiche sfumature.

*The expressive and dynamic shapes of the moon's phases are the inspiration for the collection of modular ceiling lights, "Triluna", by Debonademeo.*

*The sphere and its branches in lightweight white aluminum, conceal the light source inside, diffusing soft, poetic shades throughout the room.*







**TRILUNA**

design debonademeo

Struttura in alluminio bianco opaco  
Sfera in vetro acidato

Structure in matt white aluminum  
Sphere in frosted glass

sospensione / pendant

**SE310 AB INT**  
Ø57 h62 cm  
E27 8x max 7W LED  
IP 20



**SE310 BB INT**  
Ø57 h43 cm  
E27 7x max 7W LED  
IP 20



**SE310 CB INT**  
Ø25 h41 cm  
E27 4x max 7W LED  
IP 20





**TRILUNA**

design debonademeo

Struttura in alluminio bianco opaco  
Sfera in vetro acidato

Structure in matt white aluminum  
Sphere in frosted glass



**SE310CB INT**


sospensione / pendant

**SE310 CB INT**

Ø25 h41 cm

E27 4x max 7W LED

IP 20





# ULULÌ ULULÀ

design matteo ugolini





## ULULÌ-ULULÀ


design matteo ugolini

Struttura in vetroresina bianca  
*Structure in white fiberglass*

**SE648SP INT** (Ø 45 cm)  
E27 1x max 18W LED

**SE649SP INT** (Ø 75 cm)  
E27 4x max 18W LED

sospensione / *pendant*  
IP20



## ULULÌ-ULULÀ

design matteo ugolini

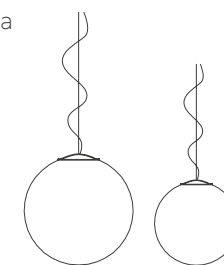


Struttura in vetroresina bianca  
*Structure in white fiberglass*

**SE648SP INT** (Ø 45 cm)  
E27 1x max 18W LED

**SE649SP INT** (Ø 75 cm)  
E27 4x max 18W LED

sospensione / *pendant*  
IP20







# WOW!

## Wow!

design matteo ugolini

Vuole essere la provocazione, lo stupore, la sorpresa, l'invito ad uscire ogni tanto dagli schemi in un 'clic' di luce.

*It is supposed to be the provocation, wonder, surprise and a friendly invitation to step out of a frame of mind just in a 'click' of light (when you turn it on).*

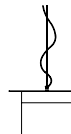





**WOW!**

design matteo ugolini

Paralume in lino bianco e  
accessorio in ceramica bianca opaca.  
*Shade in white linen  
and optional in matt white ceramic.*

 **SE696CC**  
sospensione  
*pendant*  
cm ø 60 h. 40  
max lx70W E27

 **SE697CO**  
Accessorio "Silvan".  
*Optional "Silvan".*  
cm b. 46 h. 26



# CEILING

*Plafoniere*



# ATMOSPHERE

design matteo ugolini

## ATMOSPHERE

design  
matteo ugolini

Struttura in fibra di vetro  
e sfera in PMMA.  
*Structure in glass fiber  
and PMMA sphere.*

**PL302BBEXT** (bianco opaco/matt white)  
**PL302BNEXT** (nero opaco/matt black)  
h 133 cm  
1X MAX 18W E27  
IP 44



**PL302CBEXT** (bianco opaco/matt white)  
**PL302CNEXT** (nero opaco/matt black)  
h 178 cm  
1X MAX 18W E27  
IP 44



Versioni disponibili:  
TERRA / SOFFITTO/ OUTDOOR  
Available versions:  
FLOOR / CEILING / OUTDOOR



# BRAILLE

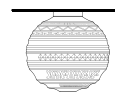
design matteo ugolini



Struttura in vetro bianco satinato.  
Structure in white frosted glass.

## PL1441BINT

plafoniera / applique  
ceiling lamp / wall lamp  
cm Ø25 x h.25  
1 x max 46W, E14



## PL1442BINT

plafoniera / applique  
ceiling lamp / wall lamp  
cm Ø40 x h.38  
1 x max 105W, E27



Versioni disponibili: APPLIQUE / TAVOLO /  
SOSPENSIONE / PLAFONIERA  
Available versions: WALL LAMP / TABLE LAMP /  
PENDANT / CEILING LAMP



PLAFONIERE | CEILING LAMP



# EDEN COLLECTION

design matteo ugolini



PLAFONIERE | CEILING LAMP

Struttura in metallo con diffusore in lycra bianco.  
Metal structure with shade in white synthetic fiber (lycra).



**AP103 3B INT "EVA"**  
applique/plafoniera  
wall lamp/ceiling lamp  
cm h.46,5 b.30 p.16  
1 x max 46W E27



**AP103 2B INT "ADAMO"**  
applique/plafoniera  
wall lamp/ceiling lamp  
cm h.72 b.38 p.19  
2 x max 46W E27



**AP103 1B INT "EDEN"**  
applique/plafoniera  
wall lamp/ceiling lamp  
cm h.115 b.82 p.23  
3 x max 46W E27

Versioni disponibili: APPLIQUE / PLAFONIERA  
Available versions: WALL LAMP / CEILING LAMP



# MOONY

design



**MOONY**  
design marcantonio

Struttura in calza telata bianca  
Diffusore in vetro acidato

Structure in white woven mesh  
Diffuser in frosted glass



**PL307CB INT**  
plafoniera / ceiling lamp  
diffusore / diffuser Ø15 cm  
h max 140 cm  
E27 1x max 7W LED  
IP20



## MOONY

design marcantonio

Struttura in calza telata bianca  
Diffusore in vetro acidato

*Structure in white woven mesh  
Diffuser in frosted glass*

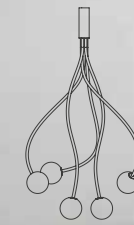
### PL307BB INT

plafoniera / ceiling lamp  
diffusore / diffuser Ø15 cm  
h max 150 cm  
E27 3x max 7W LED  
IP20



Struttura in calza telata bianca  
Diffusore in vetro acidato

*Structure in white woven mesh  
Diffuser in frosted glass*



### PL307AB INT

plafoniera / ceiling lamp  
diffusore / diffuser Ø15 cm  
h max 150 cm  
E27 5x max 7W LED  
IP20



PLAFONIERE | CEILING LAMP




# NOTREDAME


design **debonademeo**



Struttura in tecnopolimero bianco.  
*Structure in white techno-polymer.*




**PL130 4B INT** (3000K)  
**PL130 6B INT** (2700K)  
plafoniera/applique  
ceiling/wall lamp  
cm 56x11 h 63




**PL130 3B INT** (3000K)  
**PL130 5B INT** (2700K)  
plafoniera/applique  
ceiling/wall lamp  
cm 83x11 h 98

Struttura in tecnopolimero oro.  
*Structure in gold techno-polymer.*



**PL130 4O INT** (3000K)  
**PL130 6O INT** (2700K)  
plafoniera/applique  
ceiling/wall lamp  
cm 56x11 h 63



**PL130 3O INT** (3000K)  
**PL130 5O INT** (2700K)  
plafoniera/applique  
ceiling/wall lamp  
cm 83x11 h 98

LED frontale / *Front LED*  
13W, 1520 lumen, CRI > 80  
Dimmerabile / *Dimmable*  
Strip LED retroilluminazione  
*backlight*  
3W, 280 lumen, CRI > 80  
Dimmerabile / *Dimmable*

Versioni disponibili:  
APPLIQUE / SOSPENSIONE / PLAFONIERA  
Available versions:  
WALL LAMP / PENDANT / CEILING LAMP





WALL

*Applique*



# ABACHINA

design edmondo testaguzza



Struttura - alluminio bianco opaco  
Structure - matt white aluminum  
Diffusore - vetro bianco satinato  
Shade - white frosted glass



**AP291 B1 EXT**  
applique  
wall lamp  
cm 14x16 h. 32  
LED CC 3,2W 410 lm  
3000K  
IP44

Struttura - alluminio nero opaco  
Structure - matt black aluminum  
Diffusore - vetro bianco satinato  
Shade - white frosted glass



**AP291 N1 EXT**  
applique  
wall lamp  
cm 14x16 h. 32  
LED CC 3,2W 410 lm  
3000K  
IP44

Versioni disponibili:  
PIANTANA TERRA / OUTDOOR  
Available versions:  
FLOOR LAMP / OUTDOOR

APPLIQUE | WALL LAMP



# AGUA

design edmondo testaguzza & matteo ugolini



**AGUA**  
design  
matteo ugolini  
edmondo testaguzza

APPLIQUE



Struttura in alluminio nero opaco  
Structure in matt black aluminum  
Diffusore in vetro  
Shade in glass

**AP290 T1 EXT** (trasparente/transparent)  
**AP290 S1 EXT** (acidato/frosted)  
applique  
wall lamp  
cm 13 x 9  
LED CC 350mA,  
3,2W, 410 lm 3000K  
IP44



Versioni disponibili:  
TAVOLO / OUTDOOR

Available versions:  
TABLE LAMP / OUTDOOR



# ALÌ E BABÀ

design matteo ugolini



Struttura e paralume in ceramica naturale predisposta per la tinteggiatura.  
*Structure and shade in white rough ceramic, can be painted or decorated at user discretion.*



**AP625**  
applique / wall lamp  
cm l. 30,5 h. 60 p. 18,5  
1 x max 52W E27

Struttura in ceramica naturale predisposta per la tinteggiatura e paralume in lino bianco.  
*Structure in white rough ceramic, can be painted or decorated at user discretion and shade in white linen.*



**AP625LS**  
applique / wall lamp  
cm l. 29 h. 60 p. 20  
1 x max 52W E27

Struttura in ceramica bianca lucida e paralume in lino bianco.  
*Structure in glossy white ceramic, and shade in white linen.*



**AP625CBS**  
applique / wall lamp  
cm l. 29 h. 60 p. 20  
1 x max 52W E27

Struttura e paralume in ceramica bianca lucida.  
*Structure and shade in glossy white ceramic.*



**AP625B**  
applique / wall lamp  
cm l. 30,5 h. 60 p. 18,5  
1 x max 52W E27

Versioni disponibili:  
APPLIQUE / SOSPENSIONE / PIANTANA  
TERRA / TAVOLO / OUTDOOR  
Available versions:  
WALL LAMP / PENDANT / FLOOR LAMP /  
TABLE LAMP / OUTDOOR





# ALIBABIG

design matteo ugolini



Struttura in vetroresina.  
Structure in fiberglass.



**H625V-INT**  
piantana / applique  
floor / wall lamp  
cm 73x48 h. 130  
4 x max 23W E27

Versioni disponibili: APPLIQUE / SOSPENSIONE / PIANTANA TERRA / OUTDOOR  
Available versions: WALL LAMP / PENDANT / FLOOR LAMP / OUTDOOR



# AMSTERDAM

design matteo ugolini



APPLIQUE | WALL LAMP

Struttura in ceramica opaca.  
Structure in matt ceramic.



**AP191 BB INT** (grigio/grey)  
**AP191 BA INT** (bianco/white)  
applique / wall lamp  
cm 41 x 25  
3 x max 10W LED E27



# APRILE



APPLIQUE | WALL LAMP

## Aprile

design matteo ugolini

Struttura in ceramica bianca.  
Structure in white ceramic.



**AP132 1B INT**  
applique / wall lamp  
cm 50x18 h 35  
1 x max 52W E27



# BRAILLE

design matteo ugolini



Struttura in vetro bianco satinato.  
*Structure in white frosted glass.*

**PL144 1B INT**  
applique / wall lamp  
cm Ø25 x h 25  
1 x max 46W, E14



**PL144 2B INT**  
applique / wall lamp  
cm Ø40 x h 38  
1 x max 105W, E27



Versioni disponibili: APPLIQUE / TAVOLO / SOSPENSIONE / PLAFONIERA  
*Available versions: WALL LAMP / TABLE LAMP / PENDANT / CEILING LAMP*



design edmondo testaguzza

# COBU



**COBU**  
design edmondo testaguzza



Struttura in cemento  
*Structure in concrete*

**AP308AA EXT** 3000 K  
**AP308AB EXT** 2700 K

applique / wall lamp  
9.5x9.5x9.5 cm  
LED 2x3 W  
IP55





**COBU**

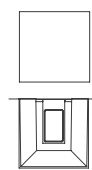
design edmondo testaguzza



Struttura in cemento  
*Structure in concrete*

**AP308AA INT** 3000 K  
**AP308AB INT** 2700 K

applique / wall lamp  
9.5x9.5x9.5 cm  
LED 2x3 W  
IP20




APPLIQUE | WALL LAMP




# CORRADO

design matteo ugolini



Struttura in ceramica.  
Structure in matt ceramic.

bianca / white **AP251 BC INT**  
grigio / grey **AP251 GR INT**  
velluto nero / black velvet **AP251NR INT**  
applique / wall lamp  
cm 40 x 27  
2 x max 46W E14





# CUBANO

design matteo ugolini



Struttura in ceramica bianca opaca.  
Structure in matt white ceramic.



**AP142 1B INT**  
applique / wall lamp  
cm b.47 x p.20 x h.45  
1 x max 52W, E27



APPLIQUE | WALL LAMP





# DÉJÀ-VU

design matteo ugolini



Struttura in ceramica bianca, paralume in lino bianco.  
Structure in white ceramic, shade in white linen.



**AP627-45B** (lucido/glossy)  
**AP117 3B INT** (opaco/matt)  
applique braccio piccolo / wall lamp  
cm 45x18 h. 32  
1 x 52W E27



**AP627-60B** (lucido/glossy)  
**AP117 4B INT** (opaco/matt)  
applique braccio grande / wall lamp  
cm 60x25 h. 45  
1 x 52W E27

Versioni disponibili: APPLIQUE / SOSPENSIONE  
Available versions: WALL LAMP / PENDANT





# EDEN COLLECTION

design matteo ugolini



Struttura in metallo con diffusore in lycra bianco.  
Metal structure with shade in white synthetic fiber (lycra).

 **AP103 3B INT "EVA"**  
applique / plafoniera  
wall lamp / ceiling lamp  
cm h 46,5 b 30 p 16  
1 x max 46W E27

 **AP103 2B INT "ADAMO"**  
applique / plafoniera  
wall lamp / ceiling lamp  
cm h 72 b 38 p 19  
2 x max 46W E27

 **AP103 1B INT "EDEN"**  
applique / plafoniera  
wall lamp / ceiling lamp  
cm h 115 b 82 p 23  
3 x max 46W E27

Versioni disponibili: APPLIQUE / PLAFONIERA  
Available versions: WALL LAMP / CEILING LAMP



# MAOO

design matteo ugolini



Struttura in ceramica verniciata  
Diffusore in vetro acidato

*Structure in painted ceramic  
Lampshade in frosted glass*



**AP312AB INT** (bianco opaco / *matt white*)  
**AP312AN INT** (nero opaco / *matt black*)  
applique / *wall lamp*  
30 x 15 cm  
G9 1x max 5W LED  
IP20



Struttura in alluminio anodizzato nero  
vetro acidato  
*Structure in black anodized aluminum  
frosted glass*

**AP312 BN INT**  
Ø12 cm  
G9 1x max 5W LED  
IP20





**MAOO**

design matteo ugolini

Struttura in ceramica vellutata  
Diffusore in vetro acidato

*Structure in velvet ceramic  
Lampshade in frosted glass*

**AP312AA INT** (arancio/orange)  
**AP312AF INT** (fucsia/fucsia)  
**AP312AC INT** (celeste/light blue)

applique / wall lamp  
30 x 15 cm  
G9 1x max 5W LED  
IP20



Struttura in alluminio anodizzato nero  
vetro acidato  
*Structure in black anodized aluminum  
frosted glass*

**AP312 BN INT**  
Ø12 cm  
G9 1x max 5W  
IP20







**MAOO**

design matteo ugolini

Struttura in alluminio anodizzato nero  
vetro acidato  
Structure in black anodized aluminum  
frosted glass



**AP312 BN INT**

applique / wall lamp  
Ø cm 12  
G9 1x max 5W LED  
IP20



**CT312BN INT**

lampada da tavolo  
table lamp  
Ø cm 12  
G9 1x max 5W LED  
IP20



# MARNÌN

design matteo ugolini



Struttura in ceramica bianca opaca.  
Structure in matt white ceramic.



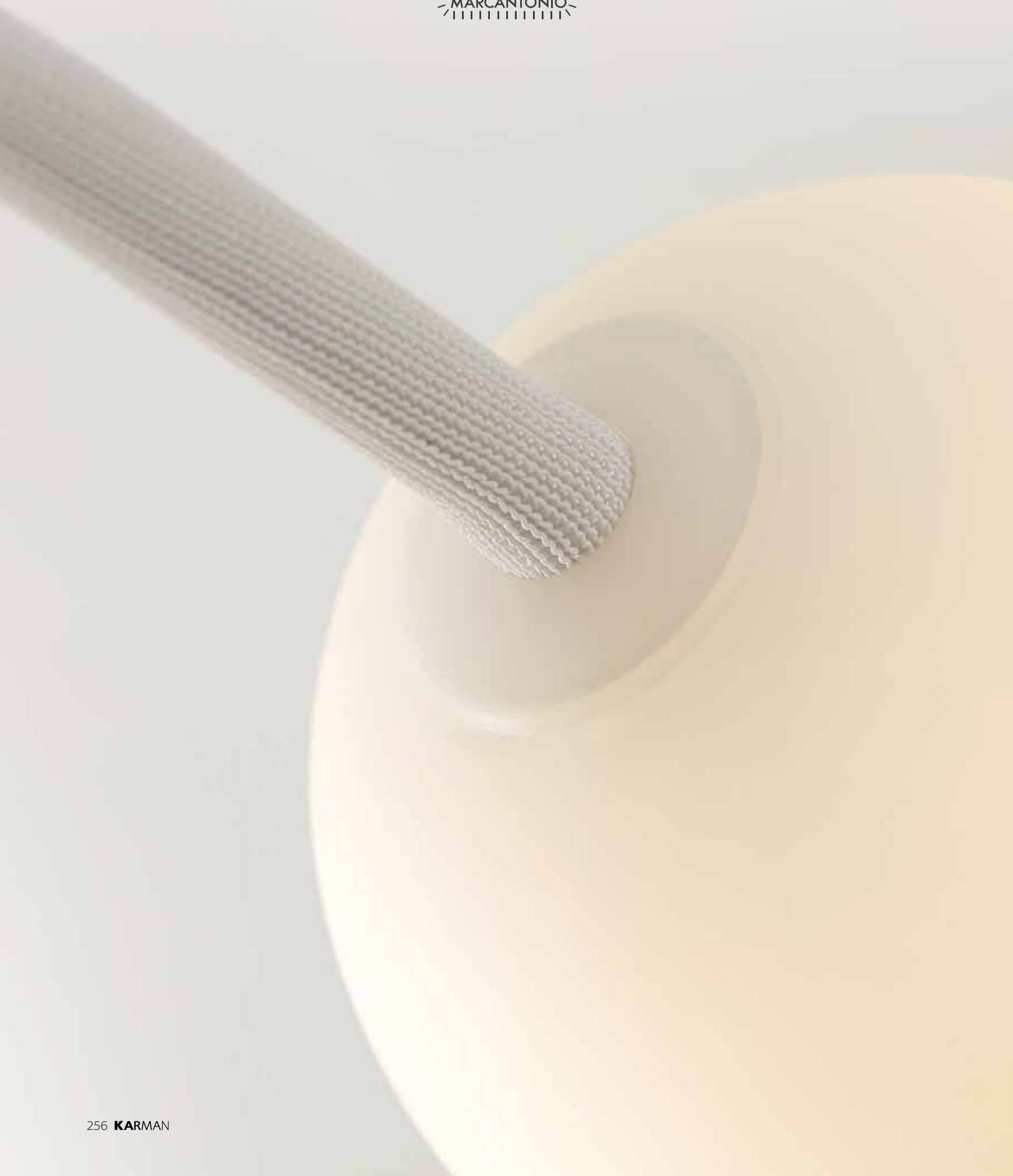
**AP645M**  
applique / wall lamp  
cm 36x43 p 37  
1 x max 70W E27





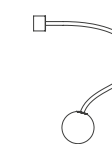
# MOONY

design



Struttura in calza telata bianca  
Diffusore in vetro acidato

Structure in white woven mesh  
Diffuser in frosted glass



**AP307CB INT**  
applique / wall lamp  
diffusore / diffuser Ø15 cm  
l max 80 cm  
E27 1x max 7W LED  
IP20



# NOTREDAME

design **debonademeo**

Evocare il fascino della luce naturale che si irradia attraverso i rosoni delle cattedrali gotiche... In Notredame convivono presente e futuro, forma e luce: la veste poetica nasconde un'anima tecnologica risvegliando emozioni antichissime.

*Recall the main appeal of natural light spreading out through rose windows of Gothic cathedrals... In Notredame present and future coexist, as well as form and lighting: its poetical appearance hides a technological soul stirs very old emotions.*









## NOTREDAME

design  
luca de bona  
dario de meo

Struttura in tecnopolimero oro.  
*Structure in gold techno-polymer.*




**PL130 40 INT** (3000K)  
**PL130 60 INT** (2700K)  
plafoniera/applique  
ceiling/wall lamp  
cm 56x11 h.63




**PL130 30 INT** (3000K)  
**PL130 50 INT** (2700K)  
plafoniera/applique  
ceiling/wall lamp  
cm 83x11 h.98

Struttura in tecnopolimero bianco.  
*Structure in white techno-polymer.*




**PL130 4B INT** (3000K)  
**PL130 6B INT** (2700K)  
plafoniera/applique  
ceiling/wall lamp  
cm 56x11 h.63



**PL130 3B INT** (3000K)  
**PL130 5B INT** (2700K)  
plafoniera/applique  
ceiling/wall lamp  
cm 83x11 h.98

LED frontale / *Front LED*  
13W, 1520 lumen, CRI > 80  
Dimmerabile / *Dimmable*  
Strip LED retroilluminazione  
*backlight*  
3W, 280 lumen, CRI > 80  
Dimmerabile / *Dimmable*

Versioni disponibili: APPLIQUE / SOSPENSIONE / PLAFONIERA  
*Available versions: WALL LAMP / PENDANT / CEILING LAMP*





# TI VEDO

design matteo ugolini



Struttura in ceramica bianca opaca.  
Structure in matt white ceramic.

**AP105 1B INT**  
applique / wall lamp  
cm p.20 b.36 h.40  
2 x max 53W E27

Versioni disponibili: APPLIQUE / TAVOLO  
Available versions: WALL LAMP / TABLE LAMP





design matteo ugolini

# UGO RILLA





**UGO RILLA**  
design matteo ugolini

Struttura in ceramica grigia opaca.  
*Structure in matt grey ceramic.*



**AP152 GR INT**  
applique / wall lamp  
cm Ø41,5 x p 24  
3 x max 10W LED E27\*

\*sono consigliate lampadine in plastica  
*\* we recommend to use plastic light bulbs*

Struttura in ceramica bianca opaca.  
*Structure in matt white ceramic.*



**AP152 BB INT**  
applique / wall lamp  
cm Ø41,5 x p 24  
3 x max 10W LED E27\*


\*sono consigliate lampadine in plastica  
*\* we recommend to use plastic light bulbs*





# UMARELL

design giorgio biscaro



Struttura in ceramica bianca opaca e vetro satinato.  
*Structure in matt white ceramic and frosted glass.*



**AP199 HD INT (2700K)**  
**AP199 HT INT (3000K)**  
applique / wall lamp  
cm l. 18 p. 10 h. 13  
LED sopra/up  
7,35W 958 lumen  
LED sotto/down  
2,4W 324 lumen  
CRI ≥ 80

Accessorio in ceramica bianca opaca.  
*Optional in matt white ceramic.*



**AC199 AC INT**  
cm h. 13  
**AC199 BC INT**  
cm h. 16  
**AC199 CC INT**  
cm h. 15

APPLIQUE | WALL LAMP



T  
A

B  
L  
E

*Tavolo*



# AGUA

design edmondo testaguzza & matteo ugolini



Struttura in alluminio nero opaco  
*Structure in matt black aluminum*  
Diffusore in vetro acidato  
*Shade in frosted glass*

**CT290 S1 INT**  
lampada da tavolo  
*table lamp*  
cm 13 x 9  
LED CC 350mA, 3,2W,  
410 lm, 3000K



Versioni disponibili: APPLIQUE / TAVOLO  
*Available versions: WALL LAMP / TABLE LAMP*



Struttura in alluminio nero opaco  
*Structure in matt black aluminum*  
Diffusore in vetro trasparente  
*Shade in transparent glass*

**CT290 T1 INT**  
lampada da tavolo  
*table lamp*  
cm 13 x 9  
LED CC 350mA, 3,2W,  
410 lm, 3000K





# ALÌ E BABÀ

design matteo ugolini



## ALÌ E BABÀ

design matteo ugolini

Struttura in ceramica bianca lucida e paralume in lino bianco.  
*Structure in glossy white ceramic and shade in white linen.*



**C1016BS**  
lampada da tavolo  
*table lamp*  
Ø 35 h 68 cm  
1 x max 70W E27

## ALIBABABY

design matteo ugolini

Struttura in ceramica bianca lucida e paralume in lino bianco.  
*Structure in glossy white ceramic and shade in white linen.*



**C1017BS**  
lampada da tavolo  
*table lamp*  
Ø 20 h 40 cm  
1 x max 42W E14

Versioni disponibili:  
APPLIQUE / SOSPENSIONE / PIANTANA  
TERRA / TAVOLO / OUTDOOR  
Available versions:  
WALL LAMP / PENDANT / FLOOR LAMP /  
TABLE LAMP / OUTDOOR



# BAG

design baldessari e baldessari



Struttura in ceramica lucida con texture  
e manico in metallo verniciato grigio  
*Structure in glossy ceramic with texture  
and handle in grey metal.*



**CT154 DB INT** (bianca/white)  
**CT154 DR INT** (bronzo/bronze)  
lampada da tavolo / *table lamp*  
cm 21 x 22 x h 21,5  
1 x max 5W LED E27\*

*\*si consiglia l'utilizzo di lampadina bianco latte  
\*white milk bulb is recommended*

Struttura in ceramica liscia lucida  
e manico in metallo verniciato grigio.  
*Structure in smooth glossy ceramic  
and handle in grey metal.*



**CT154 CB INT** (bianca/white)  
**CT154 CR INT** (bronzo/bronze)  
lampada da tavolo / *table lamp*  
cm 21 x 22 x h 21,5  
1 x max 5W LED E27\*


*\*si consiglia l'utilizzo di lampadina bianco latte  
\*white milk bulb is recommended*

Versioni disponibili: TAVOLO / SOSPENSIONE / PIANTANA TERRA  
*Available versions: TABLE LAMP / PENDANT / FLOOR LAMP*



# BRAILLE

design matteo ugolini



Diffusore in vetro bianco satinato.  
*Shade in white frosted glass.*



**CT144 1B INT**  
lampada da tavolo  
*table lamp*  
cm Ø25 x h.25  
1 x max 46W, E14



**CT144 2B INT**  
lampada da tavolo  
*table lamp*  
cm Ø40 x h.38  
1 x max 105W, E27

Versioni disponibili: APPLIQUE / TAVOLO /  
SOSPENSIONE / PLAFONIERA  
*Available versions: WALL LAMP / TABLE LAMP /  
PENDANT / CEILING LAMP*



# LILLY

design giorgio silla



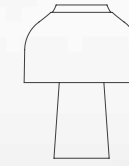




**LILLY**

design giorgio silla

Ø36 h48 cm  
E27 2x max 18W LED  
IP20



Diffusore in vetro trasparente  
*Lampshade in transparent glass*

Lampada in vetro trasparente  
*Lamp in transparent glass*

**CT311AT INT**

Diffusore in vetro fumè trasparente  
*Lampshade in transparent smoked glass*

Lampada in vetro fumè acidato  
*Lamp in smoked frosted glass*

**CT311AF INT**

Diffusore in vetro bianco acidato  
*Lampshade in white frosted glass*

Lampada in vetro bianco acidato  
*Lamp in white frosted glass*

**CT311AB INT**



# MAOO

design matteo ugolini



TAVOLO | TABLE LAMP

Struttura in ceramica verniciata  
Diffusore in vetro acidato

Structure in painted ceramic  
Lampshade in frosted glass

**CT312AB INT** (bianco opaco / matt white)  
**CT312AN INT** (nero opaco / matt black)



lampada da tavolo / table lamp  
30 x 15 cm  
G9 1x max 5W LED  
IP20



Struttura in ceramica vellutata  
Diffusore in vetro acidato

*Structure in velvet ceramic  
Lampshade in frosted glass*

**CT312AA INT** (arancio/orange)  
**CT312AF INT** (fucsia/fucsia)  
**CT312AC INT** (celeste/light blue)



lampada da tavolo / table lamp  
30 x 15 cm  
G9 1x max 5W LED  
IP20

Struttura in alluminio anodizzato nero  
vetro acidato  
*Structure in black anodized aluminum  
frosted glass*

**CT312BN INT**  
Ø12 cm  
G9 1x max 5W LED  
IP20





# TI VEDO

design matteo ugolini



TAVOLO | TABLE LAMP

ATTENZIONE! Apparecchio artistico, tenere lontano dalla portata dei bambini.  
ATTENTION! Decorative lamp, keep out of reach of children.

Struttura in ceramica bianca opaca.  
Structure in matt white ceramic.



**CT105 1B INT**  
lampada da tavolo  
table lamp  
cm ø 24 h. 41  
2 x max 53W E27

Versioni disponibili: APPLIQUE / TAVOLO  
Available versions: WALL LAMP/ TABLE LAMP



FLOORR

*Piantane  
Terra*



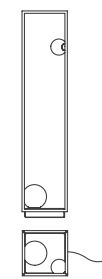
# ABACHINA

design edmondo testaguzza

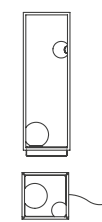


Struttura - alluminio opaco  
Structure - matt aluminum  
Diffusore - vetro bianco satinato  
Shade - white frosted glass

**HP 291 B1 INT** (bianco/white)  
**HP 291 N1 INT** (nero/black)  
*piantata*  
*floor lamp*  
cm 22,5x22,5 h. 103  
LED CC 3,2W 410 lm  
+ 7,4W 958 lm  
3000K



**HP 291 B2 INT** (bianco/white)  
**HP 291 N2 INT** (nero/black)  
*piantata*  
*floor lamp*  
cm 22,5x22,5 h. 70  
LED CC 3,2W 410 lm  
+ 7,4W 958 lm  
3000K



Versioni disponibili:  
APPLIQUE / PIANTANA TERRA / RICARICABILE / OUTDOOR  
Available versions:  
WALL LAMP / FLOOR LAMP / RECHARGEABLE / OUTDOOR



PIANTANE-TERRA | FLOOR LAMP



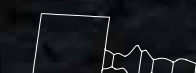
# ALIBABIG



## Alibabig

design matteo ugolini

Struttura in vetroresina.  
*Structure in fiberglass.*



**H625V-INT**  
piantana/applique  
*floor/wall lamp*  
cm L. 73 p. 48 h. 130  
4 x max 23W E27

Versioni disponibili:  
APPLIQUE / SOSPENSIONE / PIANTANA TERRA / OUTDOOR  
Available versions:  
WALL LAMP / PENDANT / FLOOR LAMP / OUTDOOR



# ALÌ E BABÀ

design matteo ugolini



Struttura in ceramica bianca lucida e paralume in lino bianco.  
*Structure in glossy white ceramic and shade in white linen.*



## H6025CBS

piantana con fissaggio a parete  
*wall fixed floor lamp*  
cm 39x23 h 150  
1 x max 70W E27

Versioni disponibili:  
APPLIQUE / SOSPENSIONE / PIANTANA TERRA / TAVOLO  
*Available versions:*  
WALL LAMP / PENDANT / FLOOR LAMP / TABLE LAMP



# ATMOSPHERE

design matteo ugolini



Struttura in fibra di vetro  
bianco opaco e sfera in  
PMMA, basamento in  
acciaio  
Structure in matt white  
glass fiber, sphere in  
PMMA, steel basement

**HP302ABINT**  
h 350 cm Ø 40 cm

**HP302BBINT**  
h 260 cm Ø 40 cm

**HP302CBINT**  
h 178 cm Ø 30 cm

lampada terra  
floor lamp  
1X MAX 18W E27






# BAG


design baldessari e baldessari



Struttura in ceramica lucida con texture e manico in metallo verniciato grigio.  
*Structure in glossy ceramic with texture and handle in grey metal.*

 **HP154 BB INT** (bianca/white)  
**HP154 BR INT** (bronzo/bronze)  
lampada da terra / floor lamp  
cm 32 x 35 h. 31  
1 x max 15W LED E27\*

Struttura in ceramica liscia lucida e manico in metallo verniciato grigio.  
*Structure in smooth glossy ceramic and handle in grey metal.*

 **HP154 AB INT** (bianca/white)  
**HP154 AR INT** (bronzo/bronze)  
lampada da terra / floor lamp  
cm 32 x 35 h. 31  
1 x max 15W LED E27\*

\*si consiglia l'utilizzo di lampadina bianco latte  
*\*white milk bulb is recommended*

Versioni disponibili: TAVOLO / SOSPENSIONE / PIANTANA TERRA  
*Available versions: TABLE LAMP / PENDANT / FLOOR LAMP*



# BLACK OUT

design matteo ugolini

Struttura in metallo verniciato bianco e paralume in filamento di vetroresina.  
*Structure in white painted metal and shade in fiberglass.*

**HP101 2B INT** (bianco/white)  
**HP101 2N INT** (nera opaca/matt black)  
piantana / floor lamp  
cm b. 60 h. 180  
3 x max 52W E27

portacandele in ceramica  
*ceramic candle-holder*

**AC101 1B INT** (bianco/white)  
**AC101 1N INT** (nero/black)

Versioni disponibili: SOSPENSIONE / PIANTANA  
*Available versions: PENDANT / FLOOR LAMP*





# C E



# L L

## Cell

design matteo ugolini

Oltre duemila anni fa in Cina prendevano il volo le prime lanterne nel cielo. Cell ne ricalca la struttura e lo spirito, serrando l'aria con un sottile filo metallico.

*Over two thousand years ago in China, the very first lanterns took to the sky. Cell emulates their structure and their spirit, tying the air tight with a thin metal wire.*





**CELL**

design  
matteo ugolini

Struttura in filo metallico, paralume in lino bianco.  
Structure in metallic thread, shade in white linen.



**M614B** (bianco/white)  
**CT614 CM INT** (bronzo/bronze)  
lampada da terra / floor lamp  
cm ø 36 h. 58  
1 x max 52W E27



**M615B** (bianco/white)  
**HP615 DM INT** (bronzo/bronze)  
lampada da terra / floor lamp  
cm ø 55 h. 88  
1 x max 52W E27



**M612B** (bianco/white)  
**CT612 AM INT** (bronzo/bronze)  
lampada da terra / floor lamp  
cm ø 57 h. 62  
1 x max 52W E27



**M613B** (bianco/white)  
**HP613 BM INT** (bronzo/bronze)  
lampada da terra / floor lamp  
cm ø 84 h. 89  
1 x max 70W E27

Versioni disponibili: SOSPENSIONE / PIANTANA TERRA / OUTDOOR  
Available versions: PENDANT / FLOOR LAMP / OUTDOOR



PIANTANE-TERRA | FLOOR LAMP



# DON'T TOUCH

design matteo ugolini

Dare all'oggetto non solo la funzione di illuminare,  
ma anche il potere di trasmettere a chi lo guarda una voglia irresistibile di  
sfiorarlo.

*Not only give the object the function of illuminating,  
but also the power to transmit to those who look at it  
an irresistible desire to touch it.*



Struttura in tecnopolimero grigio opaco,  
bacchette in PVC bianco opaco.  
*Structure in matt grey techno-polymer,  
sticks in matt white PVC.*



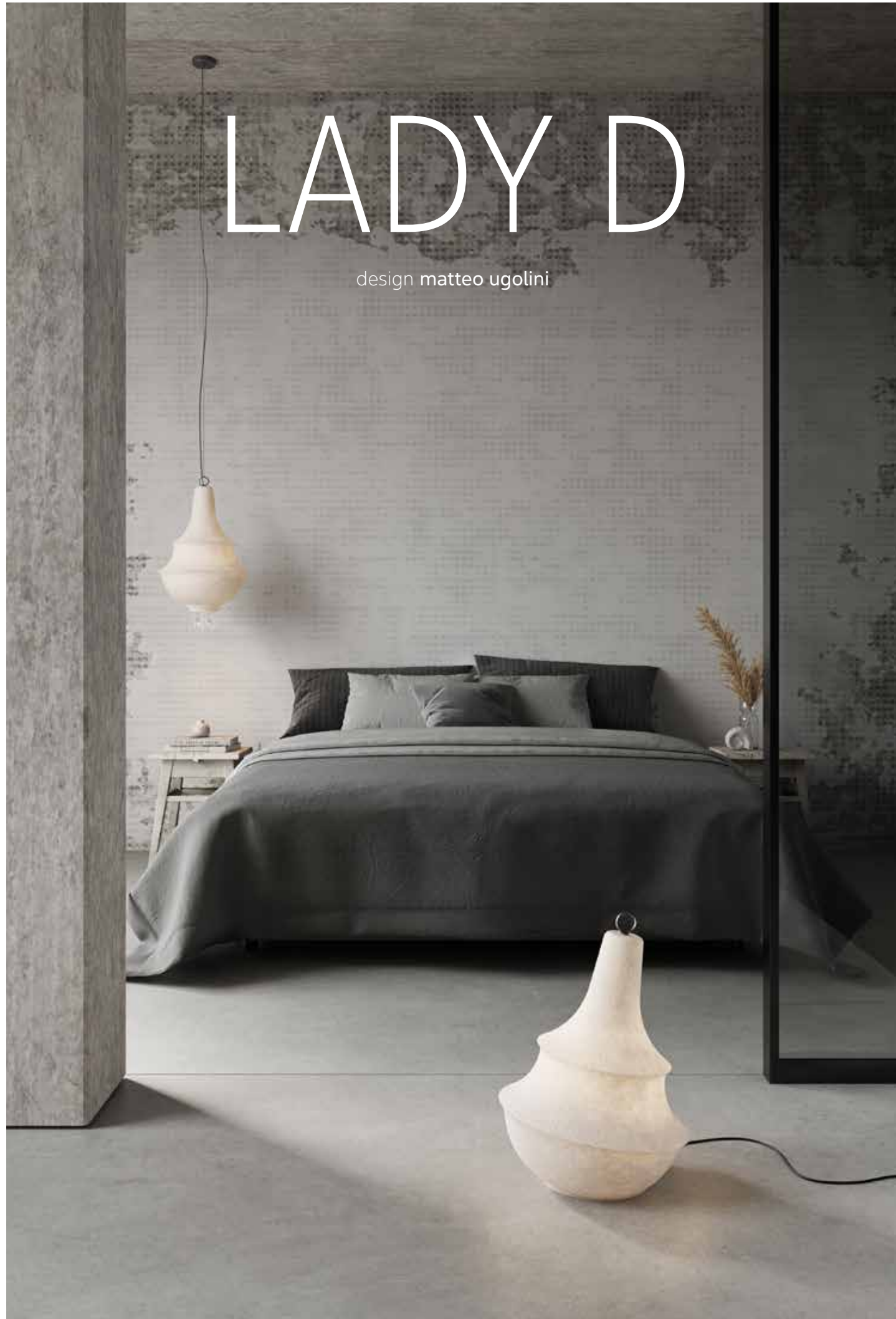
**HP153 CB INT (3000K)**  
**HP153 DB INT (2700K)**  
lampada da terra / floor lamp  
cm Ø42 x h 108  
LED module 1x20W, 2179 lm

Versioni disponibili: PIANTANA TERRA / OUTDOOR  
Available versions: FLOOR LAMP / OUTDOOR



# LADY D

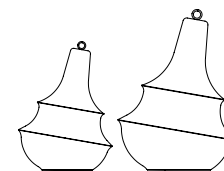
design matteo ugolini



Struttura in vetroresina bianca opaca  
Structure in matt white fiberglass

**HP304PBINT**  
cm Ø47 H66

**HP304GBINT**  
cm Ø65 H89



lampada da terra / floor lamp  
lx max 18W E27

Versioni disponibili: SOSPENSIONE / TERRA / OUTDOOR  
Available versions: PENDANT / FLOOR / OUTDOOR



# MOONY

design  MARCANTONIO



## MOONY

design marcantonio

Struttura in calza telata bianca  
Diffusore in PMMA satinato  
basamento in cemento

Structure in white woven mesh  
Diffuser in frosted PMMA  
base in concrete

### HP307BB INT

piantana / floor lamp  
diffusore / diffuser Ø15 cm  
h max 145 cm  
E27 1x max 7W LED  
IP20

### HP307ABINT

piantana / floor lamp  
diffusore / diffuser Ø15 cm  
h max 225 cm  
1x max 18W E27  
IP44







# ULULÌ-ULULÀ

design matteo ugolini



Struttura in vetroresina  
Structure in fiberglass

**HP648SP INT (ULULÌ)**   
lampada da terra  
floor lamp  
cm ø 45  
1 x max 70W E27

**HP649SPINT (ULULÀ)**   
lampada da terra  
floor lamp  
cm ø 75  
4 x max 70W E27





# XANA

design edmondo testaguzza

Struttura in alluminio bianco opaco.  
Structure in matt white aluminum.

**HP260 7B EXT** (73 cm)  
**HP260 8B EXT** (96 cm)  
**HP260 9B EXT** (130 cm)  
piantana / floor lamp

picchetto / stake included / h18  
led 74W 958 lumen 3000K  
IP65



Versioni disponibili: OUTDOOR  
Available versions: OUTDOOR





SYYS

TEEMS

*Sistemi*



# AIRTEK ONE

design edmondo testaguzza





Faretto in alluminio anodizzato semi-lucido o nero opaco  
Spotlight in semi-glossy or matt black aluminum



**AC303T3F19** (semi-lucido - semi glossy)  
**AC303N3F19** (nero opaco - matt black)  
3x3 cm h 12,5 cm

24v 2,9W 351 lumen CRI>90  
Angolo di apertura / beam 19°  
non dimmerabile - not dimmable



## AIRTEK ONE

design  
edmondo testaguzza





**AIRTEK ONE**  
design  
edmondo testaguzza



Struttura in alluminio anodizzato semi-lucido o nero opaco  
*Structure in semi-glossy or matt black anodised aluminum*

Possibilità di creare composizioni custom.  
*Available as custom compositions.*

17W/m 2000 Lumen/m, 3000K, CRI>90

Faretti disponibili in alluminio anodizzato semi-lucido o nero opaco  
*Available spotlight in semi-glossy or matt black aluminum*

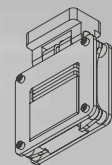
Versioni disponibili: SOSPENSIONE / SOFFITTO  
*Available versions: PENDANT / CEILING*





Faretto in alluminio anodizzato semi-lucido o nero opaco  
 Spotlight in semi-glossy anodized or matt black aluminum

**AC303T2F40** (semi-lucido - semi glossy)  
**AC303N2F40** (nero opaco - matt black)  
 8x2,5 cm h 10 cm




24v 4,4W 523 lumen CRI>90  
 Angolo di apertura / beam 40°  
 Angoli di apertura disponibili / available beam 6° - 25°  
 non dimmerabile - not dimmable

## AIRTEK ONE

design  
 edmondo testaguzza







**AIRTEK ONE**  
design  
edmondo testaguzza



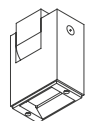






Faretto in alluminio anodizzato semi-lucido o nero opaco  
*Spotlight in semi-glossy anodized or matt black aluminum*

**AC3031F40** (semi-lucido - *semi glossy*)  
**AC303N1F40** (nero opaco - *matt black*)  
 3x5 cm h 8 cm



24v 3W 373 lumen CRI>90  
 Angolo di apertura / *beam 40°*  
 Angoli di apertura disponibili / *available beam 6° - 25°*  
 non dimmerabile - *not dimmable*







**AIRTEK ONE**  
design  
edmondo testaguzza



# FILOMENA


design matteo ugolini

La stanza come un foglio bianco, i cavi come i segni di una matita e i coni come un evidenziatore di tutti i colori e gli oggetti che ci circondano.

*Rooms are blank slates, cables are pencil marks, and cones highlight the colours and objects that surround us.*







**FILOMENA**  
design  
matteo ugolini

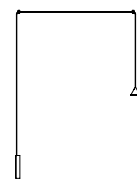


## FILOMENA

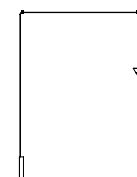
design  
matteo ugolini

Struttura in alluminio nero opaco.  
*Structure in matt black aluminum.*

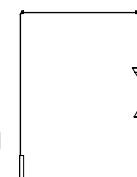
**AP2702NINT** (3000K)  
**AP2701NINT** (2700K)  
applique  
wall lamp  
cono / cone cm Ø8  
led 8.4W 907 lumen  
CRI≥90



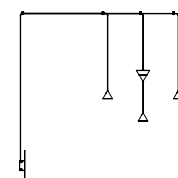
**AP2704NINT** (3000K)  
**AP2703NINT** (2700K)  
applique  
wall lamp  
cono / cone cm Ø11  
led 16.8W 1821 lumen  
CRI≥90



**AP2706NINT** (3000K)  
**AP2705NINT** (2700K)  
applique  
wall lamp  
cono / cone cm Ø8 + Ø11  
led 16.8W 1821 lumen  
led 8.4W 907 lumen  
CRI≥90



**AP270BNINT** (3000K)  
**AP270ANINT** (2700K)  
cluster applique  
cluster wall lamp











## FILOMENA

design  
matteo ugolini

Struttura in alluminio nero opaco.  
Structure in matt black aluminum.

**SE2702NINT** (3000K)  
**SE2701NINT** (2700K)  
sospensione / pendant  
cono / cone cm Ø8 x h 200  
led 8.4W 907 lumen  
CRI≥90

**SE2704NINT** (3000K)  
**SE2703NINT** (2700K)  
sospensione / pendant  
cono / cone cm Ø11 x h 200  
led 16.8W 1821 lumen  
CRI≥90

**SE2706NINT** (3000K)  
**SE2705NINT** (2700K)  
sospensione / pendant  
cono / cone  
cm Ø8 + Ø11 x h 200  
led 16.8W 1821 lumen  
led 8.4W 907 lumen  
CRI≥90


**SE270BNINT** (3000K)  
**SE270ANINT** (2700K)  
sospensione  
pendant  
cm Ø40

**SE270DNINT** (3000K)  
**SE270CNINT** (2700K)  
sospensione  
pendant  
cm Ø70





**FILOMENA**  
design  
matteo ugolini






## FILOMENA

design  
matteo ugolini

Struttura in alluminio nero opaco.  
Structure in matt black aluminum.



**HP2702NINT** (3000K)  
**HP2701NINT** (2700K)  
lampada cielo-terra  
hanging-floor lamp  
cono / cone cm Ø8  
led 8.4W 907 lumen  
CRI≥90



**HP2704NINT** (3000K)  
**HP2703NINT** (2700K)  
lampada cielo-terra  
hanging-floor lamp  
cono / cone cm Ø11  
led 16.8W 1821 lumen  
CRI≥90



**HP2706NINT** (3000K)  
**HP2705NINT** (2700K)  
lampada cielo-terra  
hanging-floor lamp  
cono / cone cm Ø8 + Ø11  
led 16.8W 1821 lumen  
led 8.4W 907 lumen  
CRI≥90





**FILOMENA**  
design  
matteo ugolini





# LEDA

design debonademeo







**LEDA**  
design  
debonademeo

Struttura - alluminio opaco  
Structure - matt aluminum  
Diffusore - silicone bianco opaco  
Shade - matt white silicone

**SE 293ENINT** (nero/black)  
**SE 293EOINT** (oro/gold)  
sospensione  
pendant  
3000K



**LEDA**  
design  
debonademeo





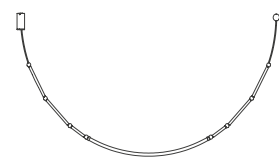
**LEDA**

design  
debonademeo




Struttura - alluminio anodizzato nero opaco  
Structure - *matt black anodized aluminum*  
Diffusore - silicone bianco opaco  
Shade - *matt white silicone*

**SE293BNINT** (nero/black)  
**SE293BOINT** (oro/gold)  
sospensione / pendant  
cm 100 x 300 (max) Ø 2,3  
LED 24V, 14,4W, 922 lm, 3000K



Struttura - alluminio anodizzato nero opaco  
Structure - *matt black anodized aluminum*  
Diffusore - silicone bianco opaco  
Shade - *matt white silicone*

**SE293CNINT** (nero/black)  
**SE293COINT** (oro/gold)  
sospensione  
pendant  
3000K





**LEDA**  
design  
debonademeo

Struttura - alluminio anodizzato nero opaco  
*Structure - matt black anodized aluminum*  
Diffusore - silicone bianco opaco  
*Shade - matt white silicone*

**SE293DNINT** (nero/black)  
**SE293DOINT** (oro/gold)  
sospensione  
pendant  
3000K



**LEDA**  
design  
debonademeo

Struttura - alluminio anodizzato oro opaco  
*Structure - matt gold anodized aluminum*  
Diffusore - silicone bianco opaco  
*Shade - matt white silicone*

**SE293 AN INT** (nero/black)  
**SE293 AO INT** (oro/gold)  
sospensione  
pendant  
cm 100 x 300 (max) Ø 2,3  
LED 24V, 14,4W, 922 lm,  
3000K





## LEDA

design  
debonademeo

Struttura - alluminio anodizzato nero opaco  
Structure - matt black anodized aluminum  
Diffusore - silicone bianco opaco  
Shade - matt white silicone

**HP293AN INT** (nero/black)

**HP293AO INT** (oro/gold)

cielo-terra

hanging floor lamp

cm 100 x 300 (max) Ø 2,3

LED 24V, 14,4W, 922 lm,

3000K





# STANT



## Stant


design edmondo testaguzza

Barre portanti richiamano strutture ingegneristiche del passato. Strutture modulari elettrificate permettono l'inserimento di corpi illuminanti in quantità e disposizione libera, senza l'utilizzo di cavi elettrici di alimentazione. Massima libertà espressiva.

*Support beams mimics industrial structures of the past. Modular electronic constructions make way for illuminated components, which can be freely installed and arranged, Allowing for maximum freedom of expression.*



**STANT**  
design  
edmondo testaguzza





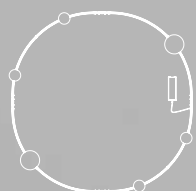
## STANT

design  
edmondo testaguzza



Struttura in alluminio nero opaco e sfere  
in vetro satinato bianco.  
*Structure in matt black aluminum and  
spheres in white frosted glass.*

**SE264CCINT** (nero/black)  
sospensione / pendant  
cm Ø189 x h 200 cm  
led 4 x 2,4W 304 lumen  
led 2 x 8,4W 907 lumen  
3000K






**STANT**  
design  
edmondo testaguzza




Possibilità di realizzare composizioni custom, a sospensione o plafoniera.  
*Available as custom pendant or ceiling lamp.*





**STANT**  
design  
edmondo testaguzza







**STANT**  
design  
edmondo testaguzza



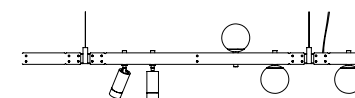


**STANT**  
design  
edmondo testaguzza




Struttura e faretto in alluminio nero opaco e sfere in vetro satinato bianco.  
Structure and spotlights in matt black aluminum and spheres in white frosted glass.

**SE264AAINT** (nero/black)  
sospensione / pendant  
cm 149 x h 200  
led 3 x 2.4W 304 lumen  
led 2 x 8.4W 907 lumen  
3000K



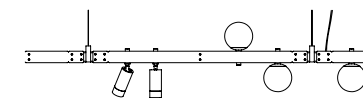


**STANT**  
design  
edmondo testaguzza



Struttura e faretto in alluminio nero opaco e sfere in vetro satinato bianco.  
Structure and spotlights in matt black aluminum and spheres in white frosted glass.

**SE264 AA INT** (nero/black)  
sospensione / pendant  
cm 149 x h max 200  
led 3 x 2.4W 304 lumen  
led 2 x 8.4W 907 lumen  
3000K

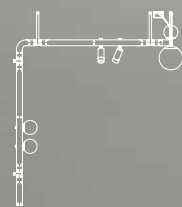




**STANT**  
design  
edmondo testaguzza



Struttura e faretti in alluminio nero opaco e sfere  
in vetro satinato bianco.  
*Structure and spotlights in matt black aluminum  
and spheres in white frosted glass.*



**AP264GGINT** (nero/black)  
applique / wall lamp  
cm 135 x h 165  
led 3 x 2.4W 304 lumen  
led 3 x 8.4W 907 lumen





# TURN IT

design rocco este



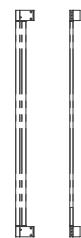




Struttura in alluminio verniciato nero o bianco opaco  
*Matt black or matt white painted aluminum structure*

Versioni disponibili: SOSPENSIONE / PARETE  
*Available versions: PENDANT / WALL*

**AP305B1INT** (bianco/white)  
**AP305N1INT** (nero/black)  
 applique / wall lamp  
 L. 150cm - 21W 2475 lumen  
 CRI>90



**TURN IT**  
 design  
 rocco este





Un elemento continuo, singolo o modulare, orizzontale o verticale.  
La struttura a sospensione è modulare e componibile secondo varie combinazioni grazie a giunti angolari e lineari, oltre la possibilità di inserire faretti dal basso, grazie a un sistema a scorrimento, all'interno del profilo.

Con più elementi di Turn It si possono creare innumerevoli configurazioni per ogni esigenza progettuale.

*A continuous, single or modular, horizontal or vertical element.*

*The suspension structure is modular and can be composed according to different combinations, with angle or linear joints. Also, floodlights can be added, through a sliding system inside the profile.*

*Different Turn It elements can be combined to create endless combinations, for any interior design project.*



**TURN IT**  
design  
rocco este



## TURN IT

design  
rocco este

Struttura componibile in alluminio verniciato  
nero o bianco opaco  
*Modular structure in matt black  
or white painted aluminum*

14W/m 1650 lumen/m  
3000K 24V CRI>90

Faretti disponibili in alluminio verniciato nero  
o bianco opaco  
*Available spotlight in matt black or matt  
white aluminum*







**TURN IT**  
design  
rocco este





**TURN IT**  
design  
rocco este





**TURN IT**

design  
rocco este





**TURN IT**  
design  
rocco este





Faretto in alluminio verniciato nero o bianco opaco  
*Spotlight in white or matt black painted aluminum*

**AC305BBF50** (bianco opaco - *matt white*)  
**AC305NNF50** (nero opaco - *matt black*)  
 Ø3 cm h 9 cm



24v 4,5W 400 lumen CRI>93  
 Angolo di apertura / *beam 50°*  
 Angoli di apertura disponibili / *available beam 36°*  
 non dimmerabile - *not dimmable*




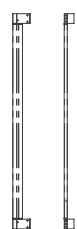




Struttura in alluminio verniciato nero o bianco opaco  
*Matt black or matt white painted aluminum structure*

**AP305B2INT** (bianco opaco/matt white)  
**AP305N2INT** (nero opaco/matt black)  
applique / wall lamp

L. 200cm - 28W 3300 lumen  
CRI>90





O U T D O O R

T D O O R O U

O U T D O O R

T D O O R O U



# ABACHINA

design edmondo testaguzza

Piccole sfere di vetro soffiato, ancorate alla struttura metallica a parallelepipedo, rimandano ad un'attività ludica e allo scorrere delle palline sul pallottoliere.

*Little spheres of blown glass, secured to a rectangular metal frame, a reference to games, reminiscent of beads sliding along an abacus.*



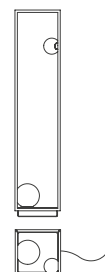


## ABACHINA

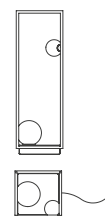
design  
edmondo testaguzza

Struttura - alluminio opaco  
*Structure- matt aluminum*  
Diffusore - vetro bianco satinato  
*Shade - white frosted glass*

**HP291 N1 EXT** (nero /black)  
**HP291 B1 EXT** (bianco /white)  
*piantana/floor lamp*  
cm 22,5x22,5 h. 103  
LED CC 3,2W 410 lm  
+ 7,4W 958 lm, 3000K  
IP55



**HP291 N2 EXT** (nero /black)  
**HP 291 B2 EXT** (bianco /white)  
*piantana/floor lamp*  
cm 22,5x22,5 h. 70  
LED CC 3,2W 410 lm  
+ 7,4W 958 lm, 3000K  
IP55



**HP291 N3 INT** (nero/black)  
**HP291 B3 INT** (bianco/white)  
*piantana / floor lamp*  
cm 22,5x22,5 h. 103  
LED CC 2,6W 360 lm,  
**rechargeable batteries 5V**  
3000K  
IP20



**HP 291 N4 INT** (nero/black)  
**HP 291 B4 INT** (bianco/white)  
*piantana / floor lamp*  
cm 22,5x22,5 h. 70  
LED CC 2,6W 360 lm,  
**rechargeable batteries 5V**  
3000K  
IP20



Accessorio - vassoio  
*Optional - tray*

**AC 291 N1 EXT** (nero/black)  
**AC 291 B1 EXT** (bianco/white)

Versioni disponibili:  
APPLIQUE / PIANTANA TERRA / INDOOR  
Available versions:  
WALL LAMP / FLOOR LAMP / INDOOR



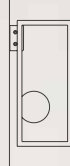


## ABACHINA

design  
edmondo testaguzza

Struttura - alluminio opaco  
Structure - matt aluminum  
Diffusore - vetro bianco satinato  
Shade - white frosted glass

**AP291 N1 EXT** (nero/black)  
**AP291 B1 EXT** (bianco/white)  
applique  
wall lamp  
cm 14x16 h. 32  
LED CC 3,2W 410 lm  
3000K  
IP44







# AGUA

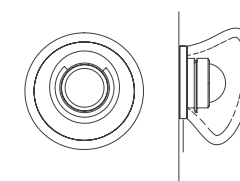
design matteo ugolini - edmondo testaguzza



Struttura in alluminio nero opaco  
*Structure in matt black aluminum*  
Diffusore in vetro  
*Shade in glass*

**AP290 T1 EXT** (trasparente/transparent)  
**AP290 S1 EXT** (acidato/frosted)

applique  
wall lamp  
cm 13 x 9  
LED CC 350mA,  
2,9W, 471 lm 3000K  
IP44



Versioni disponibili:  
APPLIQUE / TAVOLO / INDOOR

Available versions:  
WALL LAMP / FLOOR LAMP / INDOOR



# ALIBABIG

design matteo ugolini



Struttura in vetroresina  
Structure in fiberglass.



**SE616V-EXT**  
sospensione  
pendant  
cm ø 50 h. 110  
2 x max 23W E27  
IP65

Versioni disponibili: APPLIQUE / SOSPENSIONE /  
PIANTANA TERRA / INDOOR  
Available versions: WALL LAMP / PENDANT /  
FLOOR LAMP / INDOOR



## ALIBABIG

design  
matteo ugolini



Struttura in vetroresina.  
Structure in fiberglass.



**SE617V-EXT**  
sospensione  
pendant  
cm ø 40 h. 110  
2 x max 23W E27  
IP65

Versioni disponibili: APPLIQUE / SOSPENSIONE /  
PIANTANA TERRA / INDOOR  
Available versions: WALL LAMP / PENDANT /  
FLOOR LAMP / INDOOR



## ALIBABIG

design  
matteo ugolini

Struttura in vetroresina.  
Structure in fiberglass

### H625V-EXT

piantana/applique  
floor/wall lamp  
cm 73x48 h. 130  
4 x max 23W E27  
IP65



Versioni disponibili: APPLIQUE / SOSPENSIONE /  
PIANTANA TERRA / INDOOR  
Available versions: WALL LAMP / PENDANT /  
FLOOR LAMP / INDOOR



# ATMOSPHERE

design matteo ugolini



## ATMOSPHERE

design  
matteo ugolini

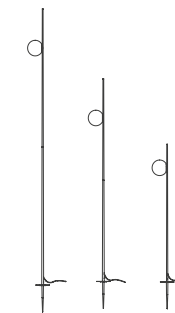
Struttura in fibra di vetro nero opaco e sfera in PMMA  
*Structure in matt black glass fiber and PMMA sphere*

**HP302DNEXT**  
h 355 cm

**HP302ENEXT**  
h 260 cm

**HP302FNEXT**  
h 178 cm

1X MAX 18W E27  
picchetto / stake  
IP55

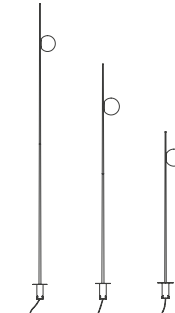


**HP302GNEXT**  
h 355 cm


**HP302HNEXT**  
h 260 cm

**HP302LNEXT**  
h 178 cm

1X MAX 18W E27  
attacco a terra /  
ground fastening  
IP55

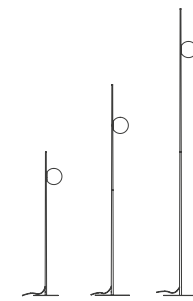






## ATMOSPHERE

design  
matteo ugolini



Struttura in fibra di vetro e sfera in PMMA, basamento in acciaio  
*structure in glass fiber, sphere in PMMA, steel basement*

**HP302ABEXT** (bianco opaco/matt white)  
**HP302ANEXT** (nero opaco/matt black)  
h 355 cm Ø 40 cm

**HP302BBEXT** (bianco opaco/matt white)  
**HP302BNEXT** (nero opaco/matt black)  
h 260 cm Ø 40 cm

**HP302CBEXT** (bianco opaco/matt white)  
**HP302CNEXT** (nero opaco/matt black)  
h 178 cm Ø 30 cm

IX MAX 18W E27  
IP55





# BLACK OUT

design matteo ugolini

Struttura in filamento di vetroresina.  
Structure in fiberglass.

**SE101 1B EXT** (bianco/white)  
**SE1011N EXT** (nera opaca/matt black)  
sospensione / pendant  
cm ø 35 h. 40  
1 x max 23W E27  
IP65

**SE101 2B EXT** (bianco/white)  
**SE1012N EXT** (nera opaca/matt black)  
sospensione / pendant  
cm ø 50 h. 60  
1 x max 23W E27  
IP65

**HP101 2B EXT** (bianco/white)  
**HP1012N EXT** (nera opaca/matt black)  
piantana / floor lamp  
cm 60x180 ø 50  
1 x max 23W E27  
IP65

Versioni disponibili: SOSPENSIONE / PIANTANA TERRA / INDOOR  
Available versions: PENDANT / FLOOR LAMP / INDOOR



# CELL

design matteo ugolini



Struttura in acciaio inox, paralume in metacrilato (PMMA) bianco.  
*Structure in stainless steel, shade in white methacrylate (PMMA).*



**M615-EXT** (bianco/white)  
**HP615 DM EXT** (bronzo/bronze)  
lampada da terra / floor lamp  
cm ø 55 h. 88  
1 x max 23W E27  
IP65



**M612-EXT** (bianco/white)  
**CT612 AM EXT** (bronzo/bronze)  
lampada da terra / floor lamp  
cm ø 57 h. 62  
1 x max 23W E27  
IP65



**M613-EXT** (bianco/white)  
**HP613 BM EXT** (bronzo/bronze)  
lampada da terra / floor lamp  
cm ø 84 h. 89  
1 x max 23W E27  
IP65

Versioni disponibili:  
SOSPENSIONE / PIANTANA TERRA / INDOOR  
Available versions:  
PENDANT / FLOOR LAMP / INDOOR



## CELL

design  
matteo ugolini

Struttura in acciaio inox, paralume in metacrilato (PMMA) bianco.  
*Structure in stainless steel, shade in white methacrylate (PMMA).*



**SE615-EXT** (bianco/white)  
**SE615 DM EXT** (bronzo/bronze)  
sospensione / pendant  
cm ø 55 h. 88  
1 x max 23W E27  
IP65



**SE612-EXT** (bianco/white)  
**SE612 AM EXT** (bronzo/bronze)  
sospensione / pendant  
cm ø 57 h. 59  
1 x max 23W E27  
IP65



**SE613-EXT** (bianco/white)  
**SE613 BM EXT** (bronzo/bronze)  
sospensione / pendant  
cm ø 84 h. 87  
1 x max 23W E27  
IP65

Versioni disponibili:  
SOSPENSIONE / PIANTANA TERRA / INDOOR  
Available versions:  
PENDANT / FLOOR LAMP / INDOOR




# COBU

design edmondo testaguzza



## COBU

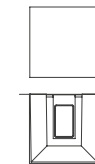
design edmondo testaguzza



Struttura in cemento  
*Structure in concrete*

**AP308AA EXT** 3000 K  
**AP308AB EXT** 2700 K

applique / wall lamp  
9.5x9.5x9.5 cm  
LED CC 350 mA,  
2 x 3W, 373 lm  
IP55





**COBU**  
design edmondo testaguzza





# DON'T TOUCH

design matteo ugolini

Struttura in tecnopolimero grigio opaco,  
bacchette in PVC bianco opaco.  
*Structure in matt grey techno-polymer, sticks in  
matt white PVC.*



**HP153 CB EXT (3000K)**  
**HP153 DB EXT (2700K)**  
lampada da terra / floor lamp  
Ø42 x h 108 cm  
LED module 1x20W, 2179 lm  
IP65

Versioni disponibili: PIANTANA TERRA / INDOOR  
Available versions: FLOOR LAMP / INDOOR




**DON'T TOUCH**

design  
matteo ugolini



Struttura in tecnopolimero grigio opaco,  
bacchette in PVC bianco opaco.  
*Structure in matt grey techno-polymer, sticks in  
matt white PVC.*



**HP153 AB EXT** (3000K)  
**HP153 BB EXT** (2700K)  
lampada da terra / floor lamp  
Ø42 x h 108 cm  
LED module 1x20W, 2179 lm  
IP65

Versioni disponibili: PIANTANA TERRA / INDOOR  
*Available versions: FLOOR LAMP / INDOOR*





# EDEN COLLECTION


design matteo ugolini



Struttura in acciaio inox con diffusore in lycra bianco.  
Inox steel structure with shade in white synthetic fiber (lycra).

 **AP103 3B EXT "EVA"**  
applique / plafoniera  
wall lamp / ceiling lamp  
cm 30x16 h 46,5  
1 x max 10W Led E27  
IP 55

 **AP103 2B EXT "ADAMO"**  
applique / plafoniera  
wall lamp / ceiling lamp  
cm 38x19 h 72  
2 x 10W Led E27  
IP 55

 **AP103 1B EXT "EDEN"**  
applique / plafoniera  
wall lamp / ceiling lamp  
cm 82x23 h 115  
3 x 10W Led E27  
IP 55

Versioni disponibili: APPLIQUE / PLAFONIERA  
Available versions: WALL LAMP / CEILING LAMP



# GINGER

design edmondo testaguzza



Struttura in vetro trasparente.  
Structure in clear glass.

**SE116 2A EXT**  
(paglierino/pale yellow)  
**SE116 2F EXT** (fumé/smoked)  
sospensione / pendant  
cm ø 27 h. 26  
1 x max 52W E27  
IP44

**SE116 1A EXT**  
(paglierino/pale yellow)  
**SE116 1F EXT** (fumé/smoked)  
sospensione / pendant  
cm ø 30 h. 20  
1 x max 52W E27  
IP44

**SE116 3A EXT**  
(paglierino/pale yellow)  
**SE116 3F EXT** (fumé/smoked)  
sospensione / pendant  
cm ø 30 h. 37  
1 x max 52W E27  
IP44

Versioni disponibili: SOSPENSIONE / INDOOR  
Available versions: PENDANT / INDOOR



Project: Arch. François Vieillecroze  
Interior design: Jeanne Vieillecroze  
Ph.: Wilfried Hamel-Raison (Luxury Vision Production)



# GONZAGA

design debonademeo & matteo ugolini

Struttura in alluminio.  
Structure in aluminium.

**SE185BNEXT** (nero/black)  
**SE185BOEXT** (ottone/brass)  
sospensione / pendant  
cm Ø42 h 8  
LED 14,3W 1077 lumen  
3000K, CRI>80  
IP65

**SE185ANEXT** (nero/black)  
**SE185AOEXT** (ottone/brass)  
sospensione / pendant  
cm Ø59 h 8  
LED 14,3W 1077 lumen  
3000K, CRI>80  
IP65

Versioni disponibili: SOSPENSIONE / INDOOR  
Available versions: PENDANT / INDOOR



# JACO

design edmondo testaguzza





**JACO**  
design  
edmondo testaguzza



Struttura in alluminio finitura mineral brown  
Structure in mineral brown aluminium

*piantana / floor lamp*


**HP313AM EXT**  
Ø5 h 30 cm  
LED 1x2.9W 471 lm 3000K  
IP65

**JACO**  
design  
edmondo testaguzza

Struttura in alluminio finitura mineral brown  
Structure in mineral brown aluminium

*piantana / floor lamp*

**HP313BM EXT**  
Ø5 h 60 cm  
LED 1x2.9W 471 lm 3000K  
IP65








**JACO**  
design  
edmondo testaguzza

Struttura in alluminio finitura mineral brown  
Structure in mineral brown aluminium

piantana / floor lamp

**HP313BDEXT**  
Ø5 h 195 cm  
LED 2x2.9W 471 lm 3000K  
IP65





# KIMONO

design matteo ugolini



Struttura in vetroresina bianco.  
Structure in white fiberglass.

 **SE636V-EXT**  
sospensione  
pendant  
cm ø 40 h. 85  
1 x max 23W E27  
IP65

Versioni disponibili: SOSPENSIONE / INDOOR  
Available versions: PENDANT / INDOOR





**KIMONO**

design matteo ugolini

Struttura in vetroresina bianco.  
Structure in white fiberglass.



**SE635V-EXT**

sospensione

pendant

cm ø 50 h. 70

1 x max 23W E27

IP65

Versioni disponibili: SOSPENSIONE / INDOOR  
Available versions: PENDANT / INDOOR



# LADY D

design matteo ugolini



LADY D  
design  
matteo ugolini





**LADY D**  
design  
matteo ugolini

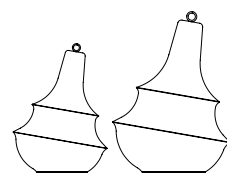


Struttura in vetroresina bianca opaca  
Structure in matt white fiberglass

**HP304PBEXT**  
cm Ø47 H66

**HP304GBEXT**  
cm Ø65 H89

Lampada da terra / floor lamp  
1x max 18W E27  
IP55




Struttura in vetroresina bianca opaca  
Structure in matt white fiberglass

**SE304PBEXT**  
cm Ø48 H78

**SE304GBEXT**  
cm Ø66 H107

sospensione/pendant  
1x max 18W E27  
IP55





Struttura - alluminio anodizzato oro opaco  
Structure - matte gold anodized aluminum  
Diffusore - silicone bianco opaco  
Shade - matt white silicone

**SE293 BN EXT** (nero/black)  
**SE293 BO EXT** (oro/gold)  
sospensione / pendant  
cm 100x300 (max) Ø 2,3  
LED 24V, 14,4W, 922 lm,  
3000K  
IP65

Versioni disponibili: SISTEMA / INDOOR  
Available versions: SISTEMA / INDOOR

# LEDA

design debonademeo





**LEDA**  
design  
debonademeo

Struttura - alluminio anodizzato nero opaco  
Structure - matt black anodized aluminum  
Diffusore - silicone bianco opaco  
Shade - matt white silicone

**SE293 N1 EXT** (nero/black)  
**SE293 O1 EXT** (oro/gold)  
sospensione  
pendant  
cm 100x300 (max) Ø 2,3  
LED 24V, 14,4W, 922 lm,  
3000K  
IP65

OUTDOOR



# MOBY DICK

design matteo ugolini

Struttura in vetroresina, finitura esterna liscia, interna naturale.  
Structure in fiberglass, smooth outer finishing, rough inner finishing.

## SE646P-EXT

sospensione  
pendant  
cm 83x30 h. 30  
1 x max 20W E27  
IP44

## SE647G-EXT

sospensione  
pendant  
cm 150x55 h. 55  
1 x max 20W E27  
IP44

Versioni disponibili:  
APPLIQUE / SOSPENSIONE / INDOOR  
Available versions:  
WALL LAMP / PENDANT / INDOOR



# MOONY

design



## MOONY

design marcantonio

Struttura in calza telata bianca  
Diffusore in PMMA satinato  
basamento in cemento

Structure in white woven mesh  
Diffuser in frosted PMMA  
base in concrete

**HP307AB EXT** (h max 225 cm)

**HP307BB EXT** (h max 145 cm)

piantana / floor lamp

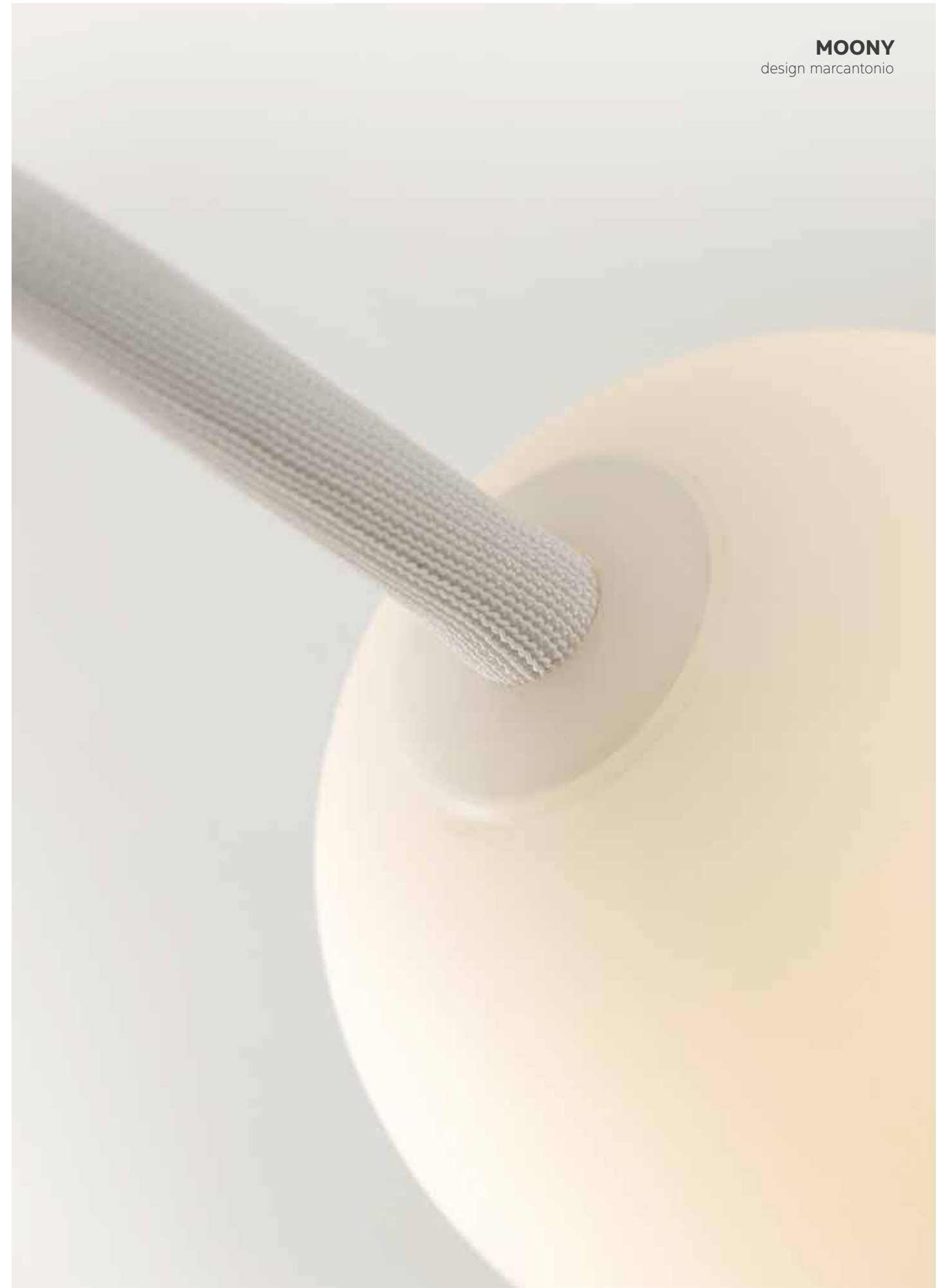
diffusore / diffuser Ø15 cm

h max 145 cm

E27 1x max 7W LED

IP55







# N I



# L O

## Nilo

design matteo ugolini

Un caldo pomeriggio di mezza estate, Sassocorvaro uno dei tanti magici borghi italiani e il suo fiume. Risveglio di rumori, profumi, grida felici e di quelle spensierate giornate passate con gli amici a giocare tra lo scorrere dell'acqua e quelle buffe e tanto decorative piante acquatiche.

*A warm mid-summer afternoon in Sassocorvaro – one of the many magical Italian villages – and its river. The awakening of sounds, scents, happy shouts and carefree days spent playing with friends, between the running water and those funny ornamental water plants.*





**NILO**  
design  
matteo ugolini

Struttura in alluminio nero opaco e diffusore in resina bianco opaco.  
*Structure in matt black aluminium and shade in matt white resin.*

**HP211DN EXT** (118 cm)  
**HP211EN EXT** (150 cm)  
**HP211FN EXT** (220 cm)  
piantana / floor lamp  
LED 2,9W, 449 lm 2700K,  
350mA



picchetto / stake included 35 cm  
IP65


Struttura in alluminio nero opaco e diffusore in resina bianco opaco.  
*Structure in matt black aluminium and shade in matt white resin.*

**HP211AN EXT** (118 cm)  
**HP211BN EXT** (150 cm)  
**HP211CN EXT** (220 cm)  
piantana / floor lamp  
LED 2,9W, 449 lm 2700K,  
350mA



attacco a terra  
ground fastening accessory  
IP65

Versioni disponibili:  
APPLIQUE / PIANTANA TERRA / INDOOR  
Available versions:  
WALL LAMP / FLOOR LAMP / INDOOR







Struttura in alluminio nero opaco  
e diffusore in resina bianco opaco.  
*Structure in matt black aluminium  
and shade in matt white resin.*



**AP211PN EXT**  
applique / wall lamp  
cm 64 x 9  
LED 2,9W, 449 lm  
2700K, 350mA  
IP44





# PLANCTON

design matteo ugolini



Struttura in vetroresina con bordi sfrangiati.  
Structure in fiberglass with unfinished borders.

Versioni disponibili: SOSPENSIONE / INDOOR  
Available versions: PENDANT / INDOOR



**SE648/1PB-EXT**  
sospensione / pendant  
cm ø 45 h. 25  
1 x max 20W E27  
IP44



**SE649/1GB-EXT**  
sospensione / pendant  
cm ø 75 h. 40  
1 x max 20W E27  
IP44





# P O I S

design matteo ugolini

Struttura - alluminio nero opaco  
Structure - matt black aluminum  
Diffusore - resina bianca  
Shade - white resin

## HP292 AN EXT

*piantana*  
floor lamp  
cm h. 93  
LED 2,9W, 471 lm  
3000K  
IP65



## HP292 BN EXT

*piantana*  
floor lamp  
cm h. 118  
LED 2,9W, 471 lm,  
3000K  
IP65



## HP292 CN EXT

*piantana*  
floor lamp  
cm h. 158  
LED 2,9W, 471 lm,  
3000K  
IP65







**POIS**  
design  
matteo ugolini

Struttura - alluminio nero opaco  
Structure - matt black aluminum  
Diffusore - resina bianca  
Shade - white resin

**HP292 AN EXT**  
*piantana*  
floor lamp  
cm h. 93  
LED 2,9W, 471 lm,  
3000K  
IP65



**HP292 BN EXT**  
*piantana*  
floor lamp  
cm h. 118  
LED 2,9W, 471 lm,  
3000K  
IP65



**HP292 CN EXT**  
*piantana*  
floor lamp  
cm h. 158  
LED 2,9W, 471 lm,  
3000K  
IP65



OUTDOOR



# ULULÌ ULULÀ

design matteo ugolini

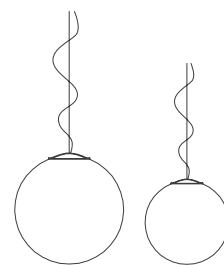


Struttura in vetroresina bianca  
Structure in white fiberglass

**SE648SP EXT** (Ø 45 cm)  
E27 1x max 18W LED

**SE649SP EXT** (Ø 75 cm)  
E27 4x max 18W LED

sospensione / pendant  
IP65



**ULULÌ-ULULÀ**  
design matteo ugolini

Struttura in vetroresina bianca  
Structure in white fiberglass

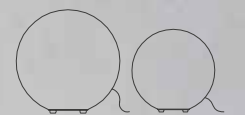
**HP648SP INT** (Ø 45 cm)  
E27 1x max 18W LED

**HP649SP INT** (Ø 75 cm)  
E27 4x max 18W LED  
IP20

**HP648SP EXT** (Ø 45 cm)  
E27 1x max 18W LED

**HP649SP EXT** (Ø 75 cm)  
E27 4x max 18W LED  
IP65

lampada da terra / floor lamp





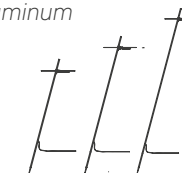
# XANA

design edmondo testaguzza



Struttura in alluminio verde opaco  
Structure in matt green aluminum

**HP260 1V EXT** (73 cm)  
**HP260 2V EXT** (96 cm)  
**HP260 3V EXT** (130 cm)  
piantana / floor lamp



picchetto / stake included h33 cm  
LED 7.4W 958 lumen 3000K  
IP65



*Concept:* edmondo testaguzza / adv media lab

*Photo:* factory snc / oddo boni / studio leon

*Image:* eido visual / matteo avaltroni

*Layout:* adv media lab

*Print:* arti grafiche stibu





© KARMAN 2025

Fossombrone PU - Italy  
phone +39 0721 715042 r.a.  
[www.karmanitalia.it](http://www.karmanitalia.it)

